

Important
information
for parents
or carers

STARTING SCHOOL

APPLYING FOR PRIMARY

SCHOOL PLACES 2015-2016

Apply online at:

www.cheshirewestandchester.gov.uk/admissions

Closing date
for Primary School
applications:
15 January 2015



Timeline for Applying for a Reception School Place for September 2015

1 September 2014

Parents/carers can apply for a school place

Online

www.cheshirewestandchester.gov.uk/admissions

Paper

Application Form is contained in Section 5 of this booklet

15 January 2015

Closing date for on time applications

- **Paper applications** to be returned to:
School Admissions, Cheshire West and Chester Council, Wyvern House,
The Drummer, Winsford, Cheshire, CW7 1AH.
Paper applications must be received by this date to be considered as '**on time**'
- **Online applications** must be submitted to the Authority by this date.

16 April 2015

Notification of offers

- Offer letters notifying parent/carers of school place offered sent out by post to parents/carers who have applied using a paper application.
- Online offers made available for parents/carers to view, e-mail offers sent to those who have requested this when setting up their account.

5 May 2015

Parents/carers must accept or decline the school place offered.

**If accept/decline not received by this date
the authority reserves the right to withdraw places.**

18 May 2015

Closing date for on time appeals

Appeals received by this date will be heard by **20 July 2015**.

Apply online visit: www.cheshirewestandchester.gov.uk/admissions

Dear Parents and Carers

Welcome to the Cheshire West and Chester Council 'Starting School 2015/16' booklet. Starting school is a very important and exciting stage in your child's life. This booklet provides you with all the important information to help you through the process of applying for a school place. I hope that you find it helpful and informative when deciding on your school preferences.

Please read the information in this booklet carefully before making your application. This will ensure that you understand the timescales, how your application will be processed and how decisions about applications are made.

It includes information on schools maintained by Cheshire West and Chester Council. It also includes information on Over Hall Primary School which became an Academy on 1 September 2013, University Primary Academy Weaverham which became an Academy on 1 January 2014, Oak View Primary Academy which became an Academy on 1 April 2014 and St Bernard's Catholic Primary School which became an Academy 1 June 2014.

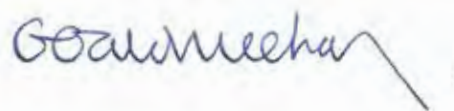
The online application facility was very successfully used last year. Of the primary applications received for the 2014/15 academic year, **93%** were made online in Cheshire West and Chester. The online facility is available until midnight on the closing date of **15 January 2015** at **www.cheshirewestandchester.gov.uk/admissions**. Applying online offers you many benefits. In particular you will be able to view your offer online on the published date.

You may however prefer to complete a paper application form which can be obtained by telephoning **0300 123 7039**. The closing date for applications is **15 January 2015**. It is very important that you submit your preferences by this date to ensure that your application is not disadvantaged.

If there is anything about the process that you are uncertain of when completing your application you can contact the Authority for assistance on **0300 123 7039**.

I would like to wish your child every success as they start their education at primary school and I am really looking forward to hearing about and sharing in your child's successes.

With all good wishes,



Gerald Meehan

Strategic Director of Children & Young People's Services
Cheshire West & Chester Council,
HQ, 58 Nicholas Street, Chester,
Cheshire CH1 2NP

Tel: **0300 123 8 123**

Textphone: **18001 01606 867 670**



The information in this booklet relates to the school year 2015/16. Although correct at the date of printing (August 2014) there may be changes before or during the 2014/2015 school year and in subsequent years.



Accessing Cheshire West and Chester Council information and services

Council information is also available in Audio, Braille, Large Print or other formats. If you would like a copy in a different format, in another language or require a BSL interpreter, please email us at equalities@cheshirewestandchester.gov.uk

إذا أردت المعلومات بلغة أخرى أو بطريقة أخرى، نرجو أن تطلب ذلك منا.

যদি আপনি এই ডকুমেন্ট অন্য ভাষায় বা ফরমেটে চান, তাহলে দয়া করে আমাদেরকে বলুন।

Pokud byste požadovali informace v jiném jazyce nebo formátu, kontaktujte nás

Jezeli chcieloby Państwo uzyskać informacje w innym języku lub w innym formacie, prosimy dać nam znać.

ਜੇ ਇਹ ਜਾਣਕਾਰੀ ਤੁਹਾਨੂੰ ਕਿਸੇ ਹੋਰ ਭਾਸ਼ਾ ਵਿਚ ਜਾਂ ਕਿਸੇ ਹੋਰ ਰੂਪ ਵਿਚ ਚਾਹੀਦੀ, ਤਾਂ ਇਹ ਸਾਥੋਂ ਮੰਗ ਲਵੋ।

如欲索取以另一語文印製或另一格式製作的資料，請與我們聯絡。

Türkçe bilgi almak istiyorsanız, bize başvurabilirsiniz.

اگر آپ کو معلومات کسی دیگر زبان یا دیگر شکل میں درکار ہوں تو براۓ مہربانی ہم سے پوچھیے۔

Tel: 0300 123 8 123 **Textphone:** 18001 01606 867 670

email: equalities@cheshirewestandchester.gov.uk

web: www.cheshirewestandchester.gov.uk



Contents

SECTION 1

Step 1 Applying for a school place	04
Information to consider before completing your application	
Step 2 Process following the offer of a school place	12
General Information	14

SECTION 2

Schools Information	16
Contact details	

SECTION 3

Admission Arrangements	40
Information on how a criteria is assigned to your application	

SECTION 4

Useful contact details	72
-------------------------------	----

Key to symbols used throughout this booklet

The following table illustrates the symbols and colours used within the booklet and provides their definitions.

Community non-denominational schools

Cheshire West and Chester Council are responsible for the admission arrangements for these schools.

Voluntary Controlled – Church schools

Cheshire West and Chester Council are responsible for the admission arrangements for these schools.

Voluntary Aided Schools – Church schools

The Governors of the school are responsible for the admission arrangements for these schools.

Academies

The Academy Trust is responsible for the admission arrangements for these schools.

Free Schools

The Free School Trust is responsible for the admission arrangements for these schools.

Information

Where you see this sign we recommend that you take particular note of the information provided before completing your online or paper application form.



School Admissions Team,
Cheshire West and Chester Council
Wyvern House
The Drumber
Winsford
Cheshire CW7 1AH
Tel: **0300 123 7039**
Fax: **01606 288793**



SECTION 1: APPLICATION PROCESS

Step 1: Applying for a School Place

Before expressing a preference for a school place it is important to make a realistic assessment of your child's chance of gaining a place in your preferred school (s).

The information in this booklet is intended to help you understand the arrangements for the admission of children into schools in England. It will explain your rights of responsibilities and will answer many of your questions.

As required by law, Cheshire West and Chester Council makes arrangements for parents and carers to express their preference for the school where they wish their child to be educated and an opportunity to give reasons for their preference before any places are offered. The co-ordinated admissions process provides a way for ensuring that as far as it is practical, every parent living in an English local authority area receives a single offer of a school place on the same day.

All English local authorities are required to provide a common application form (CAF), which allows for at least three school preferences, for parents and carers resident with an authority. All school preferences must be included on the home authority's form.

- You can express up to three preferences for any English Authority School/s.
- You cannot express a preference for a school in Wales, Scotland, Ireland or abroad. Please contact the relevant authority.
- In addition, you cannot apply for a place at an Independent (Private) School. Please contact the school directly.

Compulsory School Age

Children reach compulsory school age at the beginning of the term following their fifth birthday.

Child's fifth birthday	Compulsory School Age
1 September - 31 December	Spring
1 January - 31 March	Summer
1 April - 31 August	Autumn

Under the Council's policy, however, children may start school the September following their 4th birthday. Therefore, **children born between 1 September 2010 and 31 August 2011** are normally admitted to school in September 2015.

Applications for admission, and any appeals, are normally considered in relation to the availability of places in the child's chronological age group.

Applications should be made in the normal way however, if parents/carers wish their child to start school out of their chronological age group (i.e. delayed entry) they should apply for a place as normal but accompany their application with their request. The admission authority of the school/academy will then review your request and you will be informed in writing if entry into the wrong chronological year group has been agreed. Please note that almost all children in Cheshire West and Chester are educated within their correct chronological year group.

Deferred Entry

If your child is due to start school during the next academic year, it is important that you apply for a place for September. If your child's fifth birthday is between the months of September and December, then, if you wish it, admission may be deferred until January; if it is between January and April, then admission may be deferred until the start of the summer term though it is likely to be in your child's interest to start no later than January.

Applications for deferred admissions must nevertheless be made by the published closing date.

Delayed Entry

For children born between 1 April and 31 August parents/carers should contact the authority for advice if they wish to consider delaying their child's entry for a full year. It is advisable that if parents/carers are considering this option that they apply in the child's chronological year group to ensure that they are part of the process should they decide not to delay their child's entry. The vast majority of children in Cheshire West and Chester are taught in their chronological year group.

To help younger children adjust to school, schools may propose to phase full-time admission over the first four weeks of term, admitting these children on a part-time basis. However it should be noted that parents have the right for their child to receive full time education from the start of September and that they also can request that their child attends school on a part-time basis until the child reaches compulsory school age.

How do I Apply?

The Authority will only discuss details and the outcome of the application with the applicant. Any enquiries received from someone who is not the applicant will need to obtain written consent from the applicant for the authority to release any information.

The Council invites you to submit three preferences on your application.

There are two ways to make your application. These are;

- On line application
- Paper application

On Line Applications

Benefits to Online Application

For the 2014/15 admissions round, **93%** of primary applications received by Cheshire West and Chester Council were made on line. There are many benefits to making an on line application including;

- Applicants can view their offer on line on the published offer day (rather than waiting for the offer letter to be received in the post)
- It is quick and easy
- You can apply from home 24 hours a day, 7 days a week
- There is no risk your application will be lost in the post
- You will receive an e-mail confirmation that your application has been received.
- You can request to receive your offer of a school place by email

How do I apply on line?

Visit: www.cheshirewestandchester.gov.uk/admissions

- You will be required to create an account. It is important that you keep a note of your password and security question and answer as this will be required to access your account when viewing the outcome of your application on offer day.
- Once you have given your details you will receive an email to verify your email address which will include a link to the system to complete your online application
- You will receive an acknowledgement email once you have pressed the submit button for your online application. **If you do not receive an acknowledgement email confirming that your preferences have been received, you must contact the authority as soon as possible as this may indicate that your application has not been received.**



If you have submitted an online application, you can make changes to your application prior to the closing date. However if you return to your online account to make any changes this will automatically withdraw your previous application. You must therefore, after making any changes, press the submit button again to ensure this new application is received by the Authority. Another e-mail should be received to confirm the receipt of this new application.

More details regarding on line applications can also be found on the website.

Paper Applications

A paper application form can be obtained by telephoning **0300 123 7039**. If you require an acknowledgement that your paper application has been received you will need to send a stamped addressed envelope with your application form.



Closing Date for Application

All applications must be received by the authority by **15 January 2015**. Please take into consideration when posting a paper application allowing enough time for the application to reach us by the closing date. Any applications received after this date will be treated as a late application unless the local authority considers that there are good reasons for the application being late. Further information on late applications can be found on page 13 of this booklet.

What if I need help with my application?

Please contact the Authority on **0300 123 7039**.

Where do I get help if my child has a statement of special educational needs/ Education, Health and Care Plan?

The Information Advice and Support Service provides impartial information for parents on special educational needs policy and practice; an Independent Parental Supporter who can offer personal contact and support; information on voluntary groups and other sources of help.

The service is available to parents whose children have special educational needs, as soon as their needs are identified and at any age from the early years until they leave school.

Section 324 of the Education Act 1996 requires the governing bodies of all maintained schools to admit a child with a Statement of Special Educational Needs/ Education, Health and Care Plan that names their school. Academies will normally be subject to a similar requirement through their agreement with the Department for Education.

For contact details, please see section 4 of this booklet.

Issues to be considered before completing your application (where applicable)

Residency: Applications for school places are considered on the basis of the child's current place of residence (i.e. where the child wakes up between Monday to Friday). This address must be stated on the application.



Proof of address and residency will be required, and the Council retains the right to withdraw any place offered on the basis of a fraudulent or intentionally misleading application or where there has been an error during the application process.

Moving House

Parents and carers **must** inform the Authority immediately of a change of address, even if details of a future change of residency were included on the application form. Please note: the address stated on the application must be where the child is currently residing and not a future address.

The Authority will require supporting evidence to show that the place of residency has changed, documents required are, tenancy agreements (if applicable), council tax and utility bills, child tax credit or child benefit documents and any other information considered relevant to the application, including disposal of previous property.



Your address and criteria will not be changed unless the supporting evidence is received. Information and supporting evidence must be received by **24 February 2015**. Proof of residency received after this date will not be used for the initial allocation of school places, however, will be used for correspondence purposes and later in the process i.e. for waiting lists and appeals if necessary.

Please note: Parents and carers are responsible for notifying the Authority when the house move (as stated on the application form) has taken place.





Parents and Carers with Shared Responsibility for a Child

Where parents/carers have shared responsibility for a child the place of residency will be determined as the address where the child resides for the majority of the week (e.g. where the child wakes up between Monday to Friday). Full details must be submitted in writing **at the time of application** to enable the Local Authority to determine which address will be used for the purpose of admission. A panel of officers will consider the information provided. Where the Local Authority is unable to reach a decision based on the information received, e.g. where the child lives equally with both parents, the address provided for claiming Child Benefit and where appropriate, Child Tax Credits will be applied to the admission application. In such circumstances, documentary evidence must be provided. Any delay in receiving any required information or documentation will result in the Local Authority determining residence for the purpose of admission based on the information available to it.

Only one application will be considered for each child. In the event of two applications being received for a child the Local Authority will consider only the application from the parent/carer with whom the child resides the majority of the time unless a copy of a Court order is provided which contains specific direction regarding the child's education. If the child resides with two parents/carers equally and both submit applications, then neither will be considered and the parents/carers will be asked to agree a single application between themselves.

Where a parent who is not the applicant wishes to know where their child/ren has been allocated a school place, in the first instance the parent should contact the applicant for information. The authority cannot release this information unless legal proof is received that allows the authority to do so.



Attendance at a Nursery or Pre-School Co-Located Children's Centre



Admissions procedures for nursery education and school aged education are completely separate. Attendance at a nursery class in a maintained school or Academy, pre-school or private nursery on a school site, co-located nursery school or a co-located children's centre does not therefore guarantee admission to that school.

Parents of children who are admitted for nursery education will still need to apply for a place at the school and all applications will be considered in accordance with the relevant published admission arrangements. **Please note:** for Community and Voluntary Controlled Schools, attendance at the school's nursery class does not form part of the local authority's Oversubscription criteria and will not be considered when assigning a criteria.

Travel Arrangements

Travel arrangements are an important consideration when you are making your preferences. It is your responsibility as a parent/carer, to ensure home to school travel arrangements are in place. Very few primary children qualify for travel assistance through the Local Authority. For further details please refer to **www.cheshirewestandchester.gov.uk/schooltransport** or call the School Transport Team on **0300 123 7039**. Transport applications should be made by the end of May for the following September.

Where parents choose and accept places at out of area schools, they do so on the understanding that any associated transport are their responsibility.

School Transport

It is the responsibility of parents to ensure that their children get to and from school at the appropriate time each day. In the case of pupils of statutory school age who attend their nearest suitable school and live beyond the statutory walking distance from it, the Council will provide free school transport.

NB Please note that the Council's School Transport Policies are reviewed and are therefore subject to change. For the latest information please visit **www.cheshirewestandchester.gov.uk/schooltransport** or call the School Transport Team on **0300 123 7039**.

Useful contacts for the School Transport Team

Telephone: **0300 123 7039**

Email: **schooltransportenquiries@cheshirewestandchester.gov.uk**

Website: **www.cheshirewestandchester.gov.uk/schooltransport**

Faith Schools

Since September 2012 Cheshire West and Chester Council does not provide assisted transport to faith schools unless the school is the closest to the pupil's home address and is more than the statutory walking distance.

In certain circumstances where an application for school transport has been refused parents may be able to request a review of the decision. Further information including details of the appeals process is available at www.cheshirewestandchester.gov.uk/schooltransport. Alternatively you can call **0300 123 7039**.

Transport for Pupils with complex special learning, physical or medical needs

Transport may be provided for pupils due to the complex nature of their special educational or other needs which prevents them from either walking to school, accompanied by an adult or using multi occupancy vehicles.

Contact the SEN Team on: **0300 123 8123**
or email: **senteam@cheshirewestandchester.gov.uk**

Pupils with Statement of Special Educational Needs/Education, Health and Care Plans

Cheshire West and Chester Council is an inclusive Authority and supports parental preference for their child to be educated within their local mainstream school. It is recognised, however, that for some children specialist provision needs to be provided either at a resourced mainstream school, or by attending a special school.

Schools and settings follow a Graduated (step by step) Approach to meeting special educational needs, through Quality First Teaching, use of the school notional SEN budget (element 2 funding) or by request to the Council for Top Up (element 3 funding) or to request a statutory assessment if the child or young person has complex needs.

The Children and Families Act which came into force in September 2014 places greater emphasis on the child/ young person's views and aspirations as well as parents. The Local Authority makes every effort to reach agreement with parents on an appropriate school place

and to remove barriers so that pupil and parental preference can be agreed. Where this is not possible, the SEN team will work with the family to secure a suitable alternative school and provide information on mediation and disagreement resolution services.

For further information contact the SEN Team on:
Tel: **0300 123 8123** or email: **senteam@cheshirewestandchester.gov.uk**

Universal Free School Meals

1. From September 2014 all pupils in reception, year 1 and year 2 will be eligible to receive a free school meal irrespective of the level of the family income.
2. For all other pupils (nursery classes and children above year 2) eligibility for free school meals will continue to be based on the level of the family income.

Pupil Premium - Where a child of any age qualifies for free school meals based on family income, the child's school receives additional Government funding called the Pupil Premium. This is to provide extra activities to help children succeed better in their education.

Because this **additional** funding is based on family income it is vital that parents / carers continue to make an application for free school meals, even if their child automatically qualifies under 1 above, as without an application the school will not receive this extra important funding.

So please help your child's school by ensuring it gets the maximum Pupil Premium funding available – all children in the school will benefit as a result.

For more information please call us on **0300 123 7021** or visit our website at **www.cheshirewestandchester.gov.uk/schoolmeals**

Before and After School Care

You may wish to consider when deciding on your preferences whether the schools/academies have a before and after school club, please see page 73 for contact details for the Information Advice and Support Service.

Does the law say I can choose the school my child attends?

The law does not give you the right to choose a school for your child. However, it does allow you to make a preference as to which school you would like your child to attend. The Council must try to meet that preference. The same applies to the governing bodies of voluntary aided 'church' schools free schools and academies that are responsible for admissions to their schools rather than the Council.

Admission Appeals and Infant Class Size Legislation

Apart from some very limited exceptions, no infant class may contain more than 30 pupils being taught by a single school teacher. Any admissions which would increase an infant class to more than thirty pupils to one teacher would result in a breach of infant class size legislation and would require 'qualifying measures' to be taken to comply with this legislation.

Qualifying measures that could be taken include:

- Organising an extra class;
- Appointing an additional teacher;
- Providing an additional classroom;
- Introducing or extending mixed age group teaching, e.g. grouping year one and year two children together in classes of 30 or less.

When the Local Authority or school governing body can show to an appeals panel that any further admissions would breach the infant class size limit an appeal could only be upheld (supported) if the appeals panel decide either:

- the child would have been offered a place if the admission arrangements had been properly implemented or correctly and impartially applied; or
- the child would have been offered a place if the arrangements had not been contrary to mandatory provisions in the School Admissions Code and part 3 of the SSFA 1998; and/or
- the decision to refuse admission was not one which a reasonable admission authority would have made in the circumstances of the case.

Year of Admission	Total no. of Infant Class Size Appeals	No. of Infant Class Size Appeals Upheld	% of Infant Class Size Appeals Upheld
Sep. 2014	34	0	0%

Voluntary (Church) Aided School Applications

Church aided schools, named as preferences, may request written confirmation of religious commitment, e.g. by means of a letter of support from a church minister, or, for admission to Catholic schools, evidence of baptism. Aided schools that require the completion of a supplementary information form (SIF) are listed in Section 3 of this booklet.



How will my application be considered once submitted to the Authority?

Once an application is received by the Authority, the following process will be applied:

- Details on the application will be checked against any data already held by the authority. **If we find a discrepancy between the data stated on the application and the data held by the Local Authority verification may be required.**
- Preferences received for Aided Schools, Academies and Free Schools will be forwarded to the relevant school together with any additional information for their consideration
- Preferences for other English Local Authority Schools will be forwarded to the relevant authority for their consideration
- A criteria is assigned for each preference by the relevant admission authority based on the information stated on your application. Please see Section 3 for the oversubscription criteria for each school. Please note the policy may have changed from previous years.



If you wish the authority / governing body to consider any additional information, supporting documents must be provided together with your application e.g. medical or social reasons, dual residency. This information must clearly demonstrate why it is the only school that can meet your child's needs, for example if a particular medical reasons are claimed a letter from a relevant professional should be provided clearly explaining why only that school can meet your child's needs. Relevant decision makers, and in the case of aided schools, free schools and academies the governors, will then consider the information provided in order to reach a decision as to which criteria should be assigned. Any supporting information should be provided at the time of application. If you have applied on line additional supporting documentation should be sent to the School Admissions Team as soon as possible after you have submitted your application.

Equal Preferences

All preferences will be considered on the basis of equal preferences. This means that all your preferences will initially be considered without reference to your preference ranking. If potentially you can be offered a place at more than one of your preferences (i.e. because a preferred school is undersubscribed or because you have a high enough priority for an oversubscribed school within the published oversubscription criteria, or because the school receives the same number of applications as the number of places available) the single offer will be for the school you ranked the highest on your application form. The co-ordinated admissions process provides a way for ensuring that as far as it is practical, every parent living in a Local Authority area who has applied receives **a single offer of a school place on the same day.**

Published Admission Numbers

In their role as admission authorities, the Council for community and voluntary controlled schools and the governing bodies of voluntary aided schools, free schools and academies have determined published admission numbers (PANs) in order to decide whether any year group within a school is full or has places available. The determined PANs for each primary school are listed in this booklet. This is the maximum number of places that will be allocated to the reception class for September. However, The Schools Admissions Code, February 2012, allows admission authorities to admit above PAN where admitting over this number will not adversely affect the school now or in the future or breach infant class size legislation. This subject to the school providing sufficient notice to the Local Authority of any decision to admit above PAN to enable it to deliver its co-ordination responsibilities effectively. This will not constitute a permanent increase to the PAN.

What happens if I need to change my application once it has been submitted?

If your circumstances change and you need to amend the schools you have named on your application or make any other changes after you have sent the form back, providing it is before the closing date you will need to write to the Authority stating your reasons for your change of preferences.

Any changes made after the closing date will result in your application being treated as a late application, unless the Authority accepts that there is a genuine reason for the change, e.g. a recent house move, which must be stated at the time of the application.

For further details please see information on 'Moving House' on page 6 and 'Late Applications' on page 13.

When will I know the outcome of my application?

Offers for primary school places will be posted out on the **16 April 2015** to those parents/carers who have applied using a paper application. If you apply online at **www.cheshirewestandchester.gov.uk/admissions** you will receive your offer by e-mail if you have requested this when applying or you can log on to your account to view the school place offered on **16 April 2015. Please note:** Only applications submitted using the online facility will receive an offer by e-mail.





STEP 2 Process following the offer of a school place



Accepting or Declining Places Offered

All parents and carers will be required to **accept or decline** the school place offered by the published closing date of **5 May 2015**.

Failure to notify the Authority by **5 May 2015** will result in the Authority withdrawing the place offered where places have been allocated at a school with a waiting list. The place will then be re-allocated to the next child on the school's waiting list. You will receive a letter informing you that the place has been withdrawn.

Cheshire West and Chester residents

If your child is resident in Cheshire West and Chester and we are unable to meet any of the preferences stated on your application form, the Council will allocate a place at

the next nearest school with a place available, using the Ordnance Survey mapping in conjunction with Local Land and Property Gazetteer (LLPG) measuring a straight line distance in miles. **This will not affect your right of appeal.**

Non Cheshire West and Chester residents

Where an application has been received from a parent resident in another authority or resident outside of England and a place cannot be offered, Cheshire West and Chester Authority will **not** allocate a place.

If I am refused a place at my preferred school(s) can I appeal?

Yes. For community and controlled schools you can appeal against the Local Authority's decision by completing an appeal form which can be obtained from the authority's website at **www.cheshirewestandchester.gov.uk/admissions** or by telephoning **0300 123 7039**.

For aided schools, free schools and academies you can appeal against the decision of the governing body in its role as the admission authority for the school by contacting the school directly for further information.

If your preferred school is maintained by another English Authority you will need to contact the relevant authority for information on how to appeal or be placed on a waiting list.



When will the appeals be held?

Appeals for admission in September 2015 will be heard by 20 July 2015 for on-time applications (i.e. those relating to decisions sent on the national offer day), or within 30 school days of the appeal being lodged for late applications. Appeals for admission in September 2015 will be heard together where possible; late appeal applications will not be heard before scheduled appeals for on-time appeal applications even where this exceeds the 30 school day limit.

For further information on the appeals process, please see 'Right of Appeal' on page 14 of this booklet

If I decline the school place offered without making alternative arrangements, will the Local Authority find me a school for my child?

We do not advise that you decline the Reception Year place offered unless you have already made alternative arrangements for the education of your child. If you choose to decline the place offered it is your responsibility to ensure that your child receives an education. Cheshire West and Chester Council can advise you of alternative schools with vacancies for September from the end of May onwards. Please telephone **0300 123 7039** for more information. This will not affect your legal right of appeal.



Waiting Lists

Please note, you can only request to be placed on a waiting list once you have received the outcome of your application.

After **5 May 2015**, waiting lists for oversubscribed schools will start to be prepared and will consist of those children whose parents and carers have specifically requested in writing (including email) to be placed on the school's waiting list, together with those for whom an appeal form has been received and those with any late applications. Waiting lists will be held in oversubscription criteria order and not on a 'first come, first served' basis. Placing a child's name on a waiting list does not affect the statutory right of appeal. Please note: waiting lists for all schools must be held until the end of the Autumn Term for Reception year admissions.

The Local Authority, as admissions authority for community and voluntary controlled schools will not hold waiting lists beyond the end of the Autumn Term. Parents/Carers still wishing to be considered for a place after the Autumn Term will be required to contact the school on a regular basis to ascertain if a place has become available.



Waiting Lists continued

With regards to waiting lists for aided schools, free schools and academies, please contact the relevant school for information.

Re-allocating Places

We anticipate that by the end of May, any places that have become available after offers were made on **16 April 2015** will be re-allocated to children whose parent/carers have requested in writing to be on the waiting list together with late applications received by 5 May 2015. Waiting lists are collated in over-subscription priority order and places are allocated accordingly in line with the over-subscription criteria.

Any written requests to be placed on a school's waiting list and further late applications received after 5 May 2015 will be actioned in date order at a later stage.

Late Applications

Applications received after the closing date of 15 January 2015 will be actioned as quickly as possible depending on workload and volume of late applications however it is anticipated that this will be by the end of May.

Late applications or changes made to an on time application received after the closing date of **15 January 2015** will be considered after all on time applications, unless the Local Authority considers that there are good reasons for the application being late, which must be stated at the time of application, i.e. exceptional medical reasons preventing an earlier application, a recent move into the area (whereby the child's permanent residency is or has changed), etc. Supporting documentation must be provided.

Where supporting documentation has been received by **24 February 2015** and the Authority has accepted reasons stated for a late application the application will be considered as if it had been received by the closing date.

Application forms and supporting documentation received after the **24 February 2015** will be considered after all on-time applications even where the Authority accepts that there are good reasons for the late application as the allocation of school places will have begun.

Where late applications are received for places at **aided** schools, **free** schools or **academies** in Cheshire West and Chester, the Local Authority will notify the governing body that the application has been received late.

Parents and carers are responsible for notifying the Authority of the reasons for a late application. Any applications received after the closing date of 15 January 2015 that do not provide reasons for consideration by the Authority will be treated as late applications and considered after all on-time applications i.e. after 5 May 2015.



General Information

What are the chances of my first preference being met?

Your first preference will be met, unless, as the law says, to do so would 'prejudice the provision of efficient education or the efficient use of resources'. This simply means that as long as there are places available at the school, preferences will be met. For many schools, including aided, more applications can be received than the number of places available. In such circumstances applications are prioritised on the basis of the school's published oversubscription criteria, details of which are included in this booklet. Therefore, you should give careful consideration before stating your preferences.

What happens if there are more applications for a school than there are places available?

The published oversubscription criteria for the school will be applied to determine who will be offered the places. If potentially we can offer you a place at more than one of your preferred schools, we will make you a single offer which will be for the school that you ranked the highest. If you are a Cheshire West and Chester resident and we are unable to offer any of your preferences, we will allocate you a place at the nearest Cheshire West and Chester school which has places available. This will not affect your right of appeal.

I have only one school I want to name as my preference. Is my first preference more likely to be met if I do not give a second and third preference?

No. We advise that you express three preferences in priority order for schools of your choice. Some schools will have more children wanting a place than there are places available and your first preference may be unsuccessful.

If you only state one school preference and we are unable to offer you a place at this school, the Local Authority will offer you a place at the nearest school with vacancies (Cheshire West and Chester residents only). If you state more preferences and your highest (first) preference is unsuccessful, the Local Authority can consider your other choices, rather than 'choosing' one for you. In addition, if all your local schools are filled with preferences you may be allocated a place at a school some distance away as the 'nearest school with vacancies' after all preferences have been considered.

Please Note: If you name the same school more than once on the application form this will not increase your chances of being successful, but will mean that you will only have one preference to be considered.

Children of Multiple Births

The School Admissions Code (February 2012) has included children of multiple births as a permitted exception to the Infant Class Size Rule where one child can be admitted without breaching infant class legislation. This is to ensure that, as far as possible, twins, triplets or children from other multiple births can attend the same school. The Local Authority and relevant school will consider whether such admission will be prejudicial to the efficient education and efficient use of resources at the school prior to making any decision to offer such places.

Children of UK Service Personnel

Places will be allocated in advance of the family arriving in the area for children of UK service personnel, if accompanied by an official government letter which declares a relocation date and a Unit postal address or quartering area address for considering the application against Local Authority oversubscription criteria. In addition the School Admissions Code (February 2012) allows the admittance of a forces child as a permitted exception in relation to infant class size legislation.

Right of Appeal

Parents and carers who are not offered a place for their child at a school stated as a preference have a right of appeal to an independent appeals panel. Parents can submit an appeal in respect of each school for which admission has been refused.

A separate appeal application form will be needed for each school appeal.

Applications for admission appeals are normally considered in relation to the child's **chronological age** group, other than in **exceptional** circumstances.

Parents and carers have the right to present their case to the independent appeals panel in person and to be accompanied by a friend or adviser or to be represented.

All appeals should be sent to the admission authority for the school for which admission has been refused. For appeals for places in schools maintained by other authorities, parents/carers will be advised to contact the local authority maintaining the school.

The Council makes the necessary administrative arrangements for hearing appeals relating to community and voluntary controlled schools and some church aided, free schools and academies but other church aided schools, academies and free schools make their own arrangements for appeal hearings.

For further information on the arrangements for appealing against a decision made by the governing body of an aided school or academy or free school, please contact the school directly. For appeals against decisions made by the admission authority of schools outside Cheshire West and Chester, please contact the relevant authority. The decisions of appeals panels are binding on the Local Authority and on the school governing bodies.

Appeals must be submitted in writing. Application forms for appeals against decisions made by the Local Authority for community and voluntary controlled schools in Cheshire West and Chester are available on the website at www.cheshirewestandchester.gov.uk or alternatively on request on **0300 123 7039**. Parents submitting appeals will be given more detailed information on the appeals arrangements.

There are different arrangements for appeals relating to school places for pupils with Statements of Special Educational Needs. Contact **0151 337 6432**.

Repeat Applications

Repeat applications will not be considered within the same school year unless the parents, child's or the school's circumstances have changed significantly and materially since the original application was made.

Religious Education

In community and voluntary controlled schools religious education is given in accordance with the Cheshire Agreed Syllabus for Religious Education. In aided schools religious education is given in accordance with the school's Trust Deed. Parents have the right to withdraw their children from religious education from any school including aided schools if they so wish and they may also withdraw their children from the school in order to receive, elsewhere, religious education of a kind not provided in the school. The Council's approval must be obtained in this latter case for such periods as are considered reasonable.

School Uniform

Headteachers, in consultation with school governors/trusts, decide whether or not there should be a school uniform. Details of uniform, where appropriate, are given in each school's prospectus which can be obtained from the school. The Council does not help parents with the cost of school uniform or physical education kit, except for pupils attending residential special schools where separate arrangements apply. All pupils are expected to conform to a reasonable standard of clothing and personal appearance and parents are asked to try to ensure that pupils attend school suitably dressed.

Looked After Children

Applications received in respect of a child who is looked after or a child who was previously looked after but ceased to be so because they were adopted or became subject to a residence or special guardianship order who require admission to a school outside the normal admission round will normally be offered a place at the school serving the address at which the pupil is/will be living, i.e. the catchment area school, or the most appropriate school as determined by the Local Authority even if that school is full.

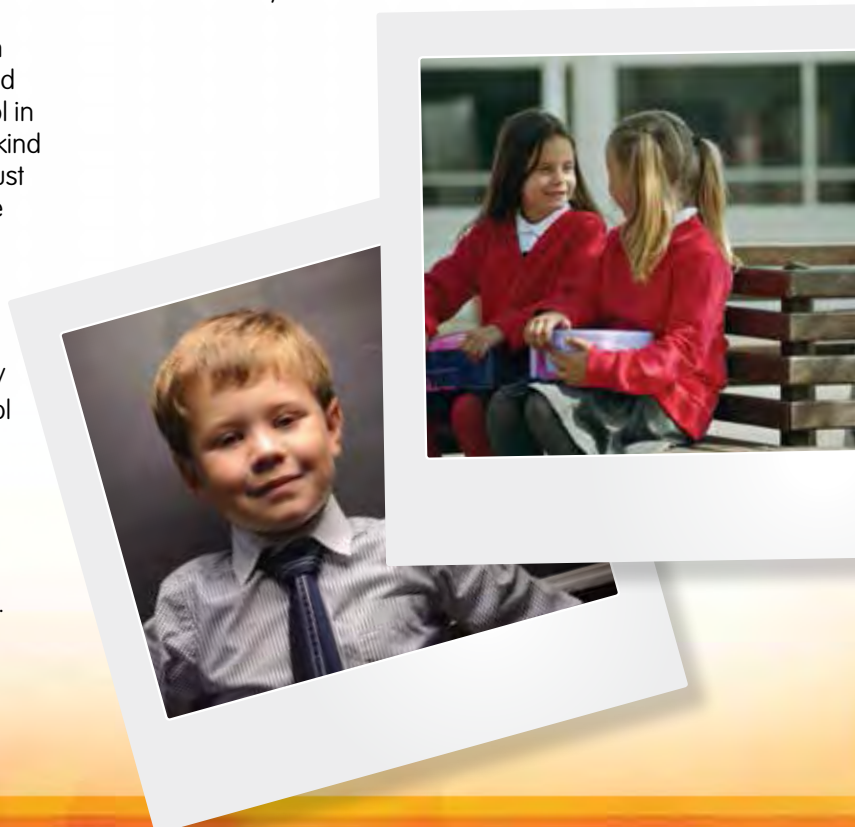
In Year Admissions 2014/15

Applications for places in any year group other than at normal admission times must be made directly to the school / academy and not to your home local authority. Full details of this process is available on the website at www.cheshirewestandchester.gov.uk/admissions or by contacting the authority on **0300 123 7039**.

In Year Fair Access Policy

This is the process for admitting children who have no school place and for whom a place at a mainstream school or alternative provision is appropriate. This applies where normal procedures for in year admissions have failed. The purpose of the protocol is to ensure that access to education is secured quickly and to ensure that all schools in an area admit their fair share of children with challenging behaviour, including children excluded from other schools.

For further information on this process please contact the Local Authority.





SECTION 2: SCHOOLS INFORMATION

Types of schools

- (a) Non-denominational community schools
- (b) Church schools (called voluntary schools) which may be aided or controlled.
- (c) Other non-denominational voluntary controlled schools
- (d) Academies and Free Schools.

Church of England (CE) aided schools are either aided or controlled. Church of England aided schools are schools where the religious education provided is in conformity with the rites, practices and doctrines of the Church of England. A Church of England controlled school, like an aided school, is a Church school functioning within the partnership of the Church and the Local Authority.

Its Christian nature is an important aspect of the school's life. Its religious teaching is mainly in accordance with the Agreed Syllabus but this may, for those who wish, be supplemented by specific Church teaching. Worship at its school assemblies is linked with the worship of the Church in accordance with the provisions of its Trust Deed.

All Catholic schools are aided schools.

Academies and Free Schools

Academies and Free Schools are all-ability, state – funded schools. The funding agreement with the Department for Education requires the Academy/Free School's admissions policy and arrangements to be in accordance with, or consistent with, admissions law and the School Admissions Code..

Open Events

Please contact schools directly.

School Holiday Dates

Information on school holiday dates for the Academic Year 2015-2016, will be published on Cheshire West and Chester Council's website at **www.cheshirewestandchester.gov.uk** or alternatively please contact the authority on **0300 123 7039**. **For Aided Schools, Free Schools and Academies please contact the schools direct.**

Cheshire West and Chester Council consulted on adopting a standardised school year for its community and voluntary controlled schools. This was implemented from September 2013. The Authority will also be encouraging foundation, voluntary aided and academy schools to follow the same dates, in the interests of consistency and forward planning for parents/carers across Cheshire West and Chester. Further information is available on the Council's website.

Primary Schools in Cheshire West and Chester

The following section provides information about primary schools in Cheshire West and Chester, including the names and addresses, contact details, age range of pupils in the school and the number of places available for **September 2015** (shown on the table as the **PAN** – the published admission number). The PAN refers to the number of places that can be allocated to the reception class for September 2015.

The detailed information about the number of preferences (applications) that were received and the number of preferences allocated (places offered) refers to **September 2014** admissions, and is shown to help you estimate what your chances of success are for a particular school before submitting your application. It is important to remember that this is only an indication and does not guarantee admission to any particular school.

How to use the information provided in the following school section.



As the pattern of parental preference can change from year to year, this is only an indication and does not guarantee admission to any particular school.

Number of Preferences Received for September 2014

Using the table on the following pages, you will be able to see how many preferences (applications) were received for each school. These are broken down into ranking (i.e. first, second and third preference).

Places Allocated for September 2014

The second set of data headed '**Places Allocated**' refers to the outcome of the application process i.e. the number of places offered after all preferences had been considered. There is also a column showing 'Other' preferences. Where a parent/ carer's preferences could not be met this column shows the number of pupils offered a place where this was the next nearest school with vacancies. This information refers to places offered on 16 April 2014 for admission in September 2014 only.

Lowest Criteria Allocated

This column refers to the criteria for admission that was used for each school for September 2014 admissions. If the column shows N/A (Not Applicable), there were no unsuccessful applicants for the school as all parents who required a place as their highest available preference school were offered a place. For some parents, this may be their second or third preference school. If a particular criterion is listed in this column, for example, 'furthest distance' this is the lowest criterion used to allocate a place and indicates that there were unsuccessful applications.

For aided schools and academies where a criterion number is identified against the heading 'Lowest Criteria Allocated' this refers to that school's published criteria.

Furthest Distance

This is the straight line distance measurement in miles from the home address to the school and shows the furthest distance that was used to allocate a school place under the criterion shown in the previous column. Children within this criterion living further away from the school were unsuccessful with their preference.

Appeals Heard

This column shows the number of appeals that were heard for the school after April offer date and the outcome of those appeals that were upheld at the time of publication. Successful appeals result in children being admitted to the school over the published admission number(PAN).For more information on the appeals process refer to section 4 in this booklet.

Anticipated Number for 2015

This data is to give you an idea of the size of the school for September 2015. This is based on numbers on roll in 2014 and projections based on the PAN and the history of applications. This is only provided as a guide and does not represent the actual number of children that will be on roll in September 2015.

How to use the information provided in the following school section.

This table may help you when expressing your three preferences for schools.

- 1 First consider how many applications were received for a preferred school.
- 2 Compare this with how the places were offered in the 'Places allocated' column.
- 3 Next look at the lowest criteria allocated to see if any applications were unsuccessful.
- 4 If applications were unsuccessful, would your application have a lower priority for admission i.e. below the lowest criterion allocated and the distance measurement within this criterion listed alongside it?
- 5 If you have a lower priority for admission, you need to bear in mind that your application would have been unsuccessful based on last years parental preferences. There may therefore be a significant prospect of your application being unsuccessful. You will have a statutory right of appeal if this is the case

C: Community Non-Denominational Schools		VC: Voluntary Controlled / Church Schools		VA: Aided Schools / Church Schools		AC: Academies		FS: Free Schools										
DfE No/ Status	School Name and Contact Details	Age Range	Published Admission Number	Anticipated no. on roll for Sep 2015	Number of preferences received for Sep 2014				Number of places allocated for Sep 2014				Lowest Criteria Allocated	Furthest Distance	Appeals Heard	Appeals Upheld	Admissions Policy: Section	
					1st	2nd	3rd	Total	1st	2nd	3rd	Other						Total
896/2678 C	Acresfield Primary School Acres Lane, Upton, Chester CH2 1LJ Head: Mr Mike Dixon Tel: 01244 981020 Email: admin@acresfield.cheshire.sch.uk Visit: www.acresfield.cheshire.sch.uk	4-11	30	208	22	16	21	59	22	2	0	0	0	24	N/A	0	0	3
896/2119 C	Alvanley Primary School Manley Road, Alvanley, Frodsham WA6 9DD Head: Mrs Kate Walker Tel: 01244 981211 Email: head@alvanley.cheshire.sch.uk Visit: www.alvanley.cheshire.sch.uk	4-11	10	73	5	25	10	40	5	0	0	0	0	5	N/A	0	0	3
896/5204 VA	Antrobus St Mark's CE Primary School School Lane, Antrobus, Northwich CW9 6LB Head: Mrs Joanne Hawkins Tel: 01606 288800 Email: admin@antrobus-st-marks.cheshire.sch.uk Visit: www.antrobus-school.com	4-11	15	87	16	8	2	26	15	0	0	0	0	15	Criterion 7	0	0	3
896/2275 C	Ashton Hayes Primary School Church Road, Ashton Hayes, Chester CH3 8AB Head: Mr Matthew Hover Tel: 01244 981418 Email: head@ashtonhayes.cheshire.sch.uk Visit: www.ashtonhayes.cheshire.sch.uk	4-11	22	116	12	24	19	55	12	2	0	0	0	14	N/A	0	0	3
896/2108 C	Aston by Sutton Primary School Aston Lane, Aston, Cheshire WA7 3DB Head: Mr C Abbott Tel: 01928 711953 Fax: 01928 711953 Email: head@aston.cheshire.sch.uk Visit: www.aston.cheshire.sch.uk	4-11	15	98	14	3	7	24	13	0	0	0	0	13	N/A	0	0	3

896/2730 C	Barnton Community Primary School Townfield Lane, Barnton, Northwich CW8 4QL Head: Mrs Annette S Williams Tel: 01606 74784 Fax: 01606 782784 Email: head@barnton.cheshire.sch.uk Visit: www.barnton.cheshire.sch.uk	4-11	45	296	39	10	7	56	38	1	1	0	40	N/A		0	0	3
896/3149 VC	Barrow CE Primary School Great Barrow, Chester CH3 7HW Head: Mr Andrew Ramsden Tel: 01244 981313 Email: head@barrowce.cheshire.sch.uk Visit: www.barrowce.school.com	4-11	14* was 10 2014	63	11	5	4	20	11	0	0	0	11	In Area	1,468	0	0	3
896/2066 C	Belgrave Primary School Five Ashes Road, Westminster Park, Chester CH4 7QS Head: Mrs Deanne Garratt Tel: 01244 981151 Fax: 01244 678122 Email: admin@belgrave.cheshire.sch.uk Visit: www.belgrave.cheshire.sch.uk	4-11	30	198	41	47	16	104	28	2	0	0	30	Distance	0,653	2	0	3
896/3500 VA	Bishop Wilson Church of England Primary School Puddington Lane, Burton, Neston CH64 5SE Head: Mr Darren Jones Tel: 0151 3363396 Fax: 0151 3531351 Email: admin@bishopwilson.cheshire.sch.uk Visit: www.bishopwilson.net	4-11	15	108	18	10	10	38	15	0	0	0	15	Criterion 4	9,950	0	0	3
896/2357 C	Boughton Heath Primary School Beckells Lane, Chester CH3 5RW Head: Mr Steve Ellis Tel: 01244 981010 Email: admin@boughtonheath.cheshire.sch.uk Visit: www.boughtonheath.cheshire.sch.uk	4-11	30	209	39	44	22	105	30	0	0	0	30	Distance	0,366	2	0	3
896/2732 C	Brookside Primary School Roshorne Avenue, Great Sutton, Cheshire CH66 2EE Head: Mr Mike Rodgers Tel: 0151 3382052 Fax: 0151 3481726 Email: admin@brookside.cheshire.sch.uk Visit: www.brookside.cheshire.sch.uk	3-11	30	187	31	9	6	46	30	0	0	0	30	Distance	1,585	0	0	3
896/2189 C	Byley Primary School Moss Lane, Byley, Nr Middlewich, Cheshire CW10 9NG Head: Mrs Jane Dunsheath Tel: 0160 6832519 Fax: 0160 6832519 Email: admin@byleycheshire.sch.uk Visit: byleyprimary.schools.uk.com	4-11	12	38	5	12	8	25	5	2	0	0	7	N/A		0	0	3

C: Community Non-Denominational Schools			VC: Voluntary Controlled / Church Schools			VA: Aided Schools / Church Schools			AC: Academies			FS: Free Schools							
DfE No/ Status	School Name and Contact Details		Age Range	Published Admission Number	Anticipated no. on roll for Sep 2015	Number of preferences received for Sep 2014				Number of places allocated for Sep 2014				Lowest Criteria Allocated	Furthest Distance	Appeals Heard	Appeals Upheld	Admissions Policy: Section	
						1st	2nd	3rd	Total	1st	2nd	3rd	Other						Total
896/2235 C	Cambridge Road Community Primary & Nursery School Cambridge Road, Ellesmere Port, Cheshire CH65 4AQ Head: Mr Darryl Pickering Tel: 0151 355 1735 Fax: 0151 355 2038 Email: admin@cambridgeroad.cheshire.sch.uk Visit: www.cambridgeroad.cheshire.sch.uk		3-11	30	204	34	17	11	62	29	1	0	0	30	Distance	0.432	0	0	3
896/3150 VC	Capenhurst CE Primary School Capenhurst Lane, Capenhurst, Chester CH1 6HE Head: Mrs Claire Green Tel: 0151 339 2685 Fax: 0151 339 9910 Email: admin@capenhurstcep.cheshire.sch.uk Visit: www.capenhurstcep.cheshire.sch.uk		4-11	15 * was 13 2014	99	7	6	22	35	7	0	1	0	8	N/A		0	0	3
896/2186 C	Charles Darwin Primary School Darwin Street, Castle, Northwich, Cheshire CW8 1BN Head: Mr Adam Croft Tel: 01606 75194 Fax: 01606 784143 Email: admin@charlesdarwin.cheshire.sch.uk Visit: www.charlesdarwin.cheshire.sch.uk		4-11	45	255	45	22	20	87	37	6	2	0	45	Distance	0.705	0	0	3
896/2688 C	Cherry Grove Primary School Cherry Grove Road, Boughton, Chester CH3 5EG Head: Mr Michael Bousfield Tel: 01244 981120 Fax: 01244 350556 Email: admin@cherrygrove.cheshire.sch.uk Visit: www.cherrygrove.school-portal.co.uk		3-11	45	284	25	23	21	69	25	6	2	2	35	N/A		0	0	3
896/5205 VA	Chester Blue Coat Church of England Primary School Walpole Street, Chester CH1 4HG Head: Mr Vincent O'Brien Tel: 01244 981098 Email: admin@chesterbluecoatce.cheshire.sch.uk Visit: www.chesterbluecoatce.cheshire.sch.uk		3-11	60	375	39	20	25	84	39	5	1	0	45	N/A		0	0	3

896/2234 C	Childer Thornton Primary School New School Lane, Childer Thornton, South Wirral, Cheshire CH66 1QY Head: Mrs Stephanie Raynor Tel: 0151 3382170 Email: admin@childerthornton.cheshire.sch.uk Visit: www.childerthornton.cheshire.sch.uk	4-11	25	195	36	21	18	75	26	2	0	0	28	In Area	0.912	4	1	3
896/2334 C	Christleton Primary School Quarry Lane, Christleton, Chester CH3 7AY Head: Mr David Harker Tel: 01244 981189 Fax: 01244 332145 Email: admin@christletonprimary.cheshire.sch.uk Visit: www.christletonprimaryschool.co.uk	4-11	30	211	40	41	33	114	30	0	0	0	30	In Area	0.569	2	0	3
896/3162 VC	Clutton Church of England Primary School Broxton Road, Clutton, Chester CH3 9ER Head: Mrs Alex Farrow Tel: 01829 782367 Email: cluttonceadmin@cheshire.gov.uk Visit: www.cluttonprimary.co.uk	3-11	10	68	5	8	3	16	5	0	0	0	5	N/A		0	0	3
896/2339 C	Comberbach Primary School Mather Drive, Comberbach, Nr. Northwich, Cheshire CW9 6BG Head: Mr Robert Cooper Tel: 01606 891336 Fax: 01606 891851 Email: admin@comberbach.cheshire.sch.uk Visit: www.comberbach.cheshire.sch.uk	4-11	30	198	25	24	19	68	25	0	0	0	25	N/A		0	0	3
896/3532 VA	Crowton Christ Church CE Primary School Kingsley Road, Crowton, Northwich CW8 2RW Head: Mrs Heather Harris Tel: 01928 788230 Fax: 01928 788230 Email: head@crowton.cheshire.sch.uk Visit: www.crowton.cheshire.sch.uk	4-11	13	66	4	3	5	12	4	0	0	0	4	N/A		0	0	3
896/2196 C	Cuddington Primary School Ash Road, Cuddington, Cheshire CW8 2NY Head: Mrs Yvonne Elliott Tel: 01606 883045 Fax: 01606 889488 Email: admin@cuddington.cheshire.sch.uk Visit: www.cuddington.cheshire.sch.uk	4-11	30	165	23	24	11	58	23	4	2	1	30	Distance	4.378	1	0	3
896/2311 C	Darnhall Primary School Sandyhill Road, Winsford, Cheshire CW7 1JL Head: Mrs Sarah Tomlinson Tel: 01606 593315 Fax: 01606 861932 Email: head@damhall.cheshire.gov.uk Visit: www.damhall.cheshire.sch.uk	3-11	65	230	17	12	4	33	17	2	0	2	21	N/A		0	0	3

DfE No/ Status	School Name and Contact Details	Age Range	Published Admission Number	Anticipated no. on roll for Sep 2015	Number of preferences received for Sep 2014				Number of places allocated for Sep 2014					Lowest Criteria Allocated	Furthest Distance	Appeals Heard	Appeals Upheld	Admissions Policy: Section
					1st	2nd	3rd	Total	1st	2nd	3rd	Other	Total					
896/3645 VA	Davenham CE Primary Charles Avenue, Davenham, Cheshire CW9 8JW Head: Mr Philip R Hilditch Tel: 01606 42551 Email: head@davenhamce.cheshire.gov.uk Visit: www.davenhamceprimary.com	4-11	45 was 37 2014	275	39	46	32	117	36	9	0	0	45	Criterion 7	2.239	0	0	3
896/2701 C	Dee Point Primary School Blacon Point Road, Blacon, Chester CH1 5NF Head: Mr Dave Williams Tel: 01244 981130 Fax: 01244 372057 Email: admin@deepointprimary.cheshire.sch.uk Visit: www.thelifecloud.net/schools/DeePointPrimarySchool	3-11	60 * was 30 2014	314	49	24	8	81	49	0	0	0	49	N/A		0	0	3
896/3151 VC	Dodleston CE Primary School Church Road, Dodleston, Chester CH4 9NG Acting Head: Mrs Julie Boyes Tel: 01244 981080 Email: admin@dodleston.cheshire.sch.uk Visit: www.dodleston.cheshire.dbprimary.com/cheshire/primary/dodleston	4-11	12	83	5	5	2	12	5	1	0	2	8	N/A		0	0	3
896/3163 VC	Duddon St Peter's CE Primary School Tarporley Road, Duddon, Tarporley CW6 0EL Head: Mr Paul Hudson Tel: 01829 781366 Fax: 01829 781140 Email: admin@dstp.cheshire.sch.uk Visit: www.dstp.cheshire.sch.uk	3-11	18	115	11	11	4	26	11	0	0	0	11	N/A		0	0	3
896/2178 C	Eaton Primary School Lower Lane, Eaton by Tarporley CW6 9AN Head: Mr Paul Mitchell Tel: 01829 732731 Email: admin@eaton.cheshire.sch.uk Visit: www.eaton.cheshire.sch.uk	4-11	15	101	24	21	12	57	16	1	0	0	17	In Area	3.611	1	0	3

896/3550 VA	Eccleston CE Primary School Edon Road, Eccleston, Chester CH4 9HD Head: Mrs Katie Wilkes Tel: 01244 981000 Email: head@ecclestonprimary.cheshire.sch.uk Visit: www.ecclestonprimary.org.uk	4-11	15	106	18	16	16	50	15	0	0	0	0	0	15	Criterion 6	3,144	2	2	3
896/3552 VA	Ellesmere Port Christ Church CE Primary School Deeside, Whitby, Ellesmere Port, Cheshire CH65 6TQ Acting Head: Mr Mark Szymura Tel: 0151 338 2062 Fax: 0151 355 7532 Email: admin@christchurchpri.cheshire.sch.uk Visit: www.christchurch-primary.org	4-11	30	170	25	12	7	44	25	0	0	0	0	0	25	N/A		0	0	3
896/2708 C	Elton Primary School School Lane, Elton, Chester CH2 4JT Head: Mrs Victoria Carr Tel: 01244 981170 Fax: 01928 724312 Email: admin@elton.cheshire.sch.uk Visit: www.elton.cheshire.sch.uk	4-11	30	182	24	5	6	30	24	0	0	0	0	0	24	N/A		0	0	3
896/2273 C	Farndon Primary School Churton Road, Farndon, Chester CH3 6QP Head: Mr Andy Walker Tel: 01244 981280 Fax: 01829 271417 Email: admin@farndon.cheshire.sch.uk Visit: www.farndon.cheshire.sch.uk	3-11	30	174	19	4	1	24	19	0	0	0	0	0	19	N/A		0	0	3
896/3103 VC	Frodsham CE Primary School School Lane, Overton, Frodsham WA6 6AF Head: Mrs Lucy Kirby Tel: 01244 981180 Email: admin@frodshamce.cheshire.sch.uk Visit: www.frodshamce.cheshire.sch.uk	4-11	30	209	29	27	11	67	28	0	0	0	0	0	28	N/A		0	0	3
896/2719 C	Frodsham Manor House Primary School Langdale Way, Frodsham WA6 7LE Head: Mr Ian Devereux-Roberts Tel: 01928 732341 Fax: 01928 739024 Email: admin@manorhouse.cheshire.sch.uk Visit: www.manorhouse.cheshire.co.uk	4-11	30	206	32	31	7	70	28	2	0	0	0	0	30	Distance	2,937	0	0	3
896/2282 C	Frodsham Weaver Vale Primary School Ship Street, Frodsham, Cheshire WA6 7PZ Head: Mrs Suzanne Mills Tel: 01244 981115 Fax: 01928 735012 Email: head@weavervale.cheshire.sch.uk Visit: www.weavervale.cheshire.sch.uk	3-11	20	100	8	3	3	11	8	0	0	0	0	0	8	N/A		0	0	3

C: Community Non-Denominational Schools		VC: Voluntary Controlled / Church Schools		VA: Aided Schools / Church Schools		AC: Academies		FS: Free Schools									
DfE No/ Status	School Name and Contact Details	Age Range	Published Admission Number	Anticipated no. on roll for Sep 2015	Number of preferences received for Sep 2014				Number of places allocated for Sep 2014				Lowest Criteria Allocated	Furthest Distance	Appeals Heard	Appeals Upheld	Admissions Policy: Section
					1st	2nd	3rd	Total	1st	2nd	3rd	Other					
896/2179 C	Grange Community Primary School Brindley Avenue, Winsford, Cheshire CW7 2EG Head: Mrs Hazel L Palmer Tel: 01606 288010 Fax: 01606 862842 Email: admin@grange-pri.cheshire.sch.uk Visit: www.grange-pri.cheshire.sch.uk	3-11	30	190	17	8	3	28	17	0	0	7	24	N/A	0	0	3
896/3104 VA	Great Budworth CE Primary School School Lane, Great Budworth, Northwich CW9 6HQ Head: Mrs Sandra Finney Tel: 01606 891383 Email: admin@greatbudworth.cheshire.sch.uk Visit: www.greatbudworth.school.cheshire.org.uk	3-11	12	56	9	10	12	31	9	0	0	0	9	N/A	0	0	3
896/3152 VC	Guilden Sutton C of E Primary School Arrowcroft Road, Guilden Sutton, Chester CH3 7ES Head: Miss Kathy Crowe Tel: 01244 300353 Fax: 01244 300738 Email: head@guildensutton.cheshire.sch.uk Visit: www.guildensutton.cheshire.sch.uk	4-11	30	209	21	43	15	79	20	9	1	0	30	Distance	0	0	3
896/2329 C	Hartford Manor Community Primary School Stones Manor Lane, Hartford, Northwich CW8 1NU Head: Mr Simon Kidwell Tel: 01606 76183 Fax: 01606 76359 Email: admin@hartfordmanor.cheshire.sch.uk Visit: www.hartfordmanorcp.school.co.uk	3-11	50	265	29	43	33	105	29	7	1	0	37	N/A	0	0	3
896/2288 C	Hartford Primary School Riddings Lane, Hartford, Northwich, Cheshire CW8 1NA Head: Miss Mair Fairweather Tel: 01606 74164 Fax: 01606 871255 Email: head@hartfordprimary.cheshire.sch.uk Visit: www.hartfordprimary.cheshire.sch.uk	4-11	60	421	54	34	42	130	50	7	3	0	60	Distance	0	0	3

896/2123 C	Helsby Hillside Primary School Bates Lane, Helsby WA6 9LN Head: Mr Craig Richardson Tel: 01928 722991 Fax: 01928 725663 Email: admin@hillside.cheshire.sch.uk Visit: www.helsbyhillside.co.uk	4-11	30	211	26	13	18	57	25	1	0	0	0	26	N/A		0	0	3
896/2727 C	Highfield Community Primary School Blacon Point Road, Blacon, Chester CH1 5LD Head: Ms Nicky Dowling Tel: 01244 981140 Email: admin@highfield-blacon.cheshire.sch.uk Visit: www.highfield-blacon.cheshire.sch.uk	3-11	30	201	27	15	15	57	27	0	0	0	0	27	N/A		0	0	3
896/2012 VC	Hoole CE Primary School Hoole Lane, Hoole, Chester CH2 3HB Head: Mrs Cheryl Bullen Tel: 01244 323890 Fax: 01244 500909 Email: admin@hooleprimary.cheshire.sch.uk Visit: www.hoole.cheshire.dbprimary.com/cheshire/primary/hoole	4-11	60	401	36	25	26	87	36	5	0	2	0	43	N/A		0	0	3
896/2301 C	Horn's Mill Primary School Denbigh Close, Helsby, Frodsham, Cheshire WA6 0ED Head: Mrs Anne Doughton Tel: 01244 981050 Fax: 01928 722242 Email: head@hornsmill.cheshire.sch.uk Visit: www.hornsmill.school-portal.co.uk	4-11	30	171	15	7	5	27	13	0	0	0	0	13	N/A		0	0	3
896/2247 C	Huntington Community Primary School Butterbach Road, Huntington, Chester CH3 6DF Head: Mr Duncan Rose Tel: 01244 981043 Email: admin@huntington.cheshire.sch.uk Visit: www.huntington.cheshire.sch.uk	3-11	30	204	34	16	14	64	34	3	1	0	0	38	N/A		0	0	3
896/3168 VC	Huxley CE Primary School Church Lane, Huxley, Chester CH3 9BH Head: Miss Lorna Pleavin Tel: 01829 781296 Fax: 01829 781149 Email: admin@huxleyprimary.cheshire.sch.uk Visit: www.huxleyprimary.cheshire.sch.uk	4-11	7	43	2	7	2	11	2	0	0	0	0	2	N/A		0	0	3
896/2065 C	J H Godwin Primary School Melbourne Road, Blacon, Chester CH1 5JG Head: Mrs Nicola Welfton Tel: 01244 981003 Fax: 01244 370713 Email: admin@jhgodwin.cheshire.sch.uk Visit: www.jhgodwin.cheshire.sch.uk	4-11	30	202	22	17	12	51	22	2	0	0	0	24	N/A		0	0	3

C: Community Non-Denominational Schools			VC: Voluntary Controlled / Church Schools			VA: Aided Schools / Church Schools			AC: Academies			FS: Free Schools						
DfE No/ Status	School Name and Contact Details		Age Range	Published Admission Number	Anticipated no. on roll for Sep 2015	Number of preferences received for Sep 2014				Number of places allocated for Sep 2014				Lowest Criteria Allocated	Furthest Distance	Appeals Heard	Appeals Upheld	Admissions Policy: Section
						1st	2nd	3rd	Total	1st	2nd	3rd	Other					
896/2269 AC	Kelsall Primary School Flat Lane, Kelsall, Tarporley CW6 0PU Principal: Mr David Wearing Tel: 01829 751343 Fax: 01829 752811 Email: admin@kelsall.cheshire.sch.uk Visit: www.kelsall.cheshire.sch.uk		4-11	30	212	17	25	16	58	17	2	1	0	20	N/A	0	0	3
896/2111 C	Kingsley Community Primary & Nursery School Middle Lane, Kingsley, Frodsham WA6 6TZ Head: Mrs Sarah Harrison Tel: 01244 981300 Email: head@kingsleycp.cheshire.sch.uk Visit: www.kingsleycp.cheshire.sch.uk		3-11	30	183	12	5	13	30	12	1	0	0	13	N/A	0	0	3
896/3507 VA	Kingsley St. John's CE (Aided) Primary School Hollow Lane, Kingsley, Frodsham, Cheshire WA6 8EF Head: Mrs Ann Griffiths Tel: 01928 788536 Email: head@kingsley-st-johns.cheshire.sch.uk Visit: www.kingsley-st-johns.cheshire.sch.uk		4-11	13	38	9	7	3	19	9	0	0	0	9	N/A	0	0	3
896/3802 C	Kingsmead Primary School Dukes Way, Kingsmead, Northwich CW9 8WA Head: Ms Catriona Stewart Tel: 01606 333470 Fax: 01606 33471 Email: admin@kingsmead.cheshire.sch.uk Visit: www.kingsmead.cheshire.sch.uk		4-11	30	234	44	68	43	155	30	0	0	0	30	In Area	0.233	0	3
896/2729 C	Lache Primary School Hawthorn Road, Lache, Chester CH4 8HX Head: Mr Martin Bell Tel: 01244 981333 Fax: 01244 683605 Email: head@lache.cheshire.sch.uk www.lache.cheshire.sch.uk		3-11	30	247	27	4	6	37	27	1	1	6	35	N/A	0	0	3

896/2316 C	Leftwich Community Primary School Old Hall Road, Leftwich, Cheshire CW9 8DH Head: Mrs Claire Harrison Tel: 01606 42849 Email: admin@leftwichprimary.cheshire.sch.uk Visit: www.leftwichprimary.cheshire.sch.uk	4-11	30	198	26	5	11	42	26	1	0	1	28	N/A		0	0	3
896/2182 C	Little Leigh Primary School Shutley Lane, Little Leigh, Northwich, Cheshire CW8 4RN Head: Mrs Sarah Woodward Tel: 01606 288288 Email: admin@littleleighprimary.cheshire.sch.uk Visit: www.littleleighprimary.cheshire.sch.uk	4-11	27	174	28	26	12	66	27	0	0	0	27	N/A		0	0	3
896/3155 VC	Little Sutton CE Primary Berwick Road, Little Sutton, Ellesmere Port, Cheshire CH66 4PP Head: Miss Jo Pitchford Tel: 0151 3382244 Fax: 0151 3481469 Email: head@littlesutton.cheshire.sch.uk Visit: www.littlesutton.cheshire.dbprimary.com	4-11	25	170	15	27	7	49	15	7	0	1	23	N/A		0	0	3
896/3171 VC	Lostock Gtalam CE Primary School Lane, Lostock Gtalam CW9 7PT Head: Mrs Gillian Barker Tel: 01606 288004 Fax: 01606 352025 Email: head@lostockgtalam.cheshire.sch.uk Visit: www.lostockgtalam.cheshire.sch.uk	4-11	30	169	30	7	7	44	30	0	0	0	30	Distance		3	0	3
896/3533 VA	Lower Peover C of E Primary School The Cobbles, Lower Peover, Knutsford WA16 9PZ Head: Mrs Sharon Dean Tel: 01625 383292 Fax: 01565 723060 Email: admin@lowerpeover.cheshire.sch.uk Visit: www.lowerpeover.cheshire.sch.uk	4-11	30	206	38	13	8	59	29	1	0	0	30	Criterion 8	2.73	0	0	3
896/3164 C	Malpas Alport Endowed Primary School Chester Road, Malpas, Cheshire SY14 8PY Head: Mrs Sarah Worthington Tel: 01244 981160/01948 860803 Email: admin@malpasalportpri.cheshire.sch.uk Visit: www.malpas-alport.org.uk	4-11	30	181	20	7	3	30	20	0	0	0	20	N/A		0	0	3
896/2115 C	Manley Village School Manley Road, Manley, Frodsham, Cheshire WA6 9DU Head: Mrs Kate Walker Tel: 01244 981201 Email: admin@manley.cheshire.sch.uk Visit: www.manley.cheshire.sch.uk	4-11	9	64	6	10	5	21	6	0	0	0	6	N/A		0	0	3

C: Community Non-Denominational Schools			VC: Voluntary Controlled / Church Schools			VA: Aided Schools / Church Schools			AC: Academies			FS: Free Schools								
DfE No/ Status	School Name and Contact Details			Age Range	Published Admission Number	Anticipated no. on roll for Sep 2015	Number of preferences received for Sep 2014				Number of places allocated for Sep 2014					Lowest Criteria Allocated	Furthest Distance	Appeals Heard	Appeals Upheld	Admissions Policy: Section
							1st	2nd	3rd	Total	1st	2nd	3rd	Other	Total					
896/2718 C	Meadow Community Primary School Dolphin Crescent, Great Sutton, Cheshire CH66 4SZ Head: Mrs Sarah Curtis Tel: 0151 3382450 Fax 0151 3481755 Email: head@meadow.cheshire.sch.uk Visit: www.meadow.cheshire.sch.uk			4-11	60	402	44	47	19	110	44	2	0	0	46	N/A		0	0	3
896/2233 C	Mickle Trafford Village School School Lane, Mickle Trafford, Chester CH2 4EF Head: Mrs Julia Griffiths Tel: 01244 981321 Fax: 01244 300383 Email: head@mickletrafford.cheshire.sch.uk Visit: www.mickletraffordschool.com			4-11	30	212	29	19	21	69	29	0	1	0	30	Distance	3.644	0	0	3
896/2292 C	Mill View Primary School Wealdstone Lane, Upton, Chester CH2 1HB Head: Mrs Susan Walters Tel: 01244 381443 Email: head@millview.cheshire.sch.uk Visit: www.millviewschool.co.uk			4-11	30	210	52	71	34	157	30	0	0	0	30	Distance	0.283	2	0	3
896/2183 C	Moulton School School Lane, Moulton, Northwich, Cheshire CW9 8PD Head: Miss Jane Birch Tel: 01606 288388 Email: admin@moulton.cheshiresch.uk Visit: www.moulton.cheshire.sch.uk			4-11	30	205	29	25	18	72	28	2	0	0	30	Distance	1.486	1	0	3
896/2100 C	Neston Primary School Burton Road, Neston, Cheshire CH64 9RE Head: Mr Rob Golding Tel: 0151 3382500 Fax: 0151 3530992 Email: head@nestonpri.cheshire.sch.uk Visit: www.nestonprimarschool.co.uk			4-11	30	165	27	11	12	50	27	1	1	1	30	Distance	8.58	0	0	3

896/2055 C	Newton Primary School Kingsway West, Newton, Chester CH2 2LA Head: Mr Mark Griffiths Tel: 01244 981155 Email: admin@newtonprimary.cheshire.sch.uk Visit: www.newtonprimary.cheshire.sch.uk	4-11	60	380	54	31	30	115	54	5	0	1	60	N/A		0	0	3
896/3105 VA	Norley CE Primary School Hough Lane, Norley, Frodsham, Cheshire WA6 8JZ Head: Mrs Helen Kelly Tel: 01928 788471 Fax: 01928 788471 Email: admin@norleyce.cheshire.sch.uk Visit: www.norleyce.school.cheshire.org.uk	4-11	15	91	16	9	6	31	16	1	0	1	18	N/A		0	0	3
896/2005 AC	Oak View Primary Academy Whitbys Lane, Winsford, Cheshire, CW7 2LZ Executive Head: Mrs Fiona Rimmer Tel: 01606 288118 Fax: 01606 861995 Email: head@oakviewacademy.cheshire.sch.uk Visit: www.northwestacademiestrust.co.uk/index.php/oak-view-academy	3-11	30	178	12	4	3	19	12	1	0	5	18	N/A		0	0	3
896/2713 C	Oldfield Primary School Green Lane, Vicars Cross, Chester CH3 5LB Head: Mr Alan Brown Tel: 01244 981772 Fax: 01244 321919 Email: admin@oldfield.cheshire.sch.uk Visit: www.oldfield.cheshire.sch.uk	4-11	30	207	45	21	20	86	30	0	0	0	30	In Area	0.222	7	0	3
896/3815 VA	Our Lady Star of the Sea Catholic Primary School Capenhurst Lane, Ellesmere Port, Cheshire CH65 7AQ Head: Mrs Katherine Brickland Tel: 0151 3382230 Fax: 0151 3568669 Email: head@ourladystar.cheshire.sch.uk Visit: www.ourladystar.cheshire.sch.uk	4-11	60	204	19	11	6	36	19	2	1	4	26	N/A		0	0	3
896/2307 AC	Over Hall Community School – an HTI Academy Ludlow Close, Winsford CW7 1LX Head: Mrs Hilary Berry Tel: 01606 288200 Email: admin@overhall.cheshire.sch.uk	4-11	30	193	30	7	8	45	30	0	0	0	30	Distance		0	0	3
896/3172 VC	Overleigh St Mary's Primary School Old Wrexham Road, Handbridge, Chester CH4 7HS Head: Mr Anthony Hadfield Tel: 01244 981700 Fax: 01244 981719 Email: admin@overleighstmarys.cheshire.sch.uk Visit: www.overleighstmarys.cheshire.sch.uk	4-11	60	412	61	42	24	127	52	8	0	0	60	Distance	1.129	0	0	3

C: Community Non-Denominational Schools		VC: Voluntary Controlled / Church Schools				VA: Aided Schools / Church Schools				AC: Academies		FS: Free Schools						
DfE No/ Status	School Name and Contact Details	Age Range	Published Admission Number	Anticipated no. on roll for Sep 2015	Number of preferences received for Sep 2014				Number of places allocated for Sep 2014				Lowest Criteria Allocated	Furthest Distance	Appeals Heard	Appeals Upheld	Admissions Policy: Section	
					1st	2nd	3rd	Total	1st	2nd	3rd	Other						Total
896/3135 VC	Over St John's CE Primary School Delamere Street, Winsford CW7 2LU Head: Miss Emma Harrison Tel: 01606 592608 Fax: 01606 861841 Email: admin@oversjohns.cheshire.sch.uk Visit: www.oversjohns.cheshire.sch.uk	4-11	20	137	27	21	17	65	19	1	0	0	20	Distance	0.387	3	1	
896/2298 C	Parkgate Primary School Brookland Road, Parkgate, Neston CH64 6SW Head: Mrs Marjorie J Downey Tel: 0151 3382082 Fax: 0151 3531216 Email: admin@parkgate.cheshire.sch.uk Visit: www.parkgateprimary.org.uk	4-11	30	197	19	19	16	54	19	0	0	0	19	N/A		0	0	
896/2721 C	Parklands Community Primary School Little Sutton, Ellesmere Port, Cheshire CH66 3RL Head: Mrs Rosalind Flanders Tel: 0151 338 2220 Fax: 0151 3481738 Email: head@parklands.cheshire.sch.uk Visit: www.parklands.cheshire.sch.uk	3-11	25	164	11	7	1	19	11	0	0	1	12	N/A		0	0	
896/2725 C	Rivacre Valley Primary School Rivacre Brow, Ellesmere Port, Cheshire CH66 1LE Head: Mrs Kate Docherty Tel: 0151 3382020 Fax: 0151 3572932 Email: admin@rivacrevalley.cheshire.sch.uk	3-11	30* was 25 2014	182	24	7	5	36	24	0	0	0	24	N/A		0	0	
896/2279 C	Rossmore School Little Sutton Village, Red Lion Lane, Little Sutton Ellesmere Port CH66 1HF Head: Mrs Susan Davis-McCoy Tel: 0151 338 2425 Email: head@rossmore.cheshire.sch.uk Visit: www.rossmore.cheshire.sch.uk	4-11	25	151	18	8	7	33	18	1	0	1	20	N/A		0	0	

896/2001 AC	Rudheath Primary Academy Gadbrook Road, Rudheath, Northwich, Cheshire CW9 7JL Head: Mr Andrew Ross Tel: 01606 288266 Email: head@rudheathpri.cheshire.sch.uk Visit: www.rudheathprimaryacademy.co.uk	4-11	50	279	40	4	7	51	39	1	0	1	41	N/A		0	0	3
896/3551 VA	Saighton Church of England Primary School Saighton Lane, Saighton, Chester CH3 6EG Head: Mrs Mavis Sellers Tel: 01244 335822 Fax: 01244 332662 Email: head@saighton.cheshire.sch.uk Visit: www.saightoncofeprimaryschool.co.uk	4-11	16	120	15	9	17	41	15	1	0	0	16	N/A		0	0	3
896/2181 C	Sandway Primary School Weaverham Road, Sandiway, Northwich, Cheshire CW8 2ND Head: Mr Chris Priddey Tel: 01606 883298 Fax: 01606 880869 Email: head@sandiway.cheshire.sch.uk Visit: www.sandiway.cheshire.sch.uk	4-11	30	208	42	32	23	97	30	0	0	0	30	Distance	0.449	1	0	3
896/2014 VC	Saughall All Saints C of E Primary School Church Road, Saughall, Chester CH1 6EP Head: Mrs Donna Prenton Tel: 01244 981090 Fax: 01244 881101 Email: admin@saughallallsaints.cheshire.sch.uk Visit: www.saughallallsaints.cheshire.sch.uk	4-11	40	296	55	13	4	72	45	0	0	0	45	Distance	0.907	4	0	3
896/3165 VC	Shocklach Oviatt CE Primary School Shocklach, Nr Malpas, Cheshire SY14 7BN Head: Mrs Jane Hopkins Tel: 01829 250285 Fax: 01829 250673 Email: admin@shocklachoviatt.cheshire.sch.uk Visit: www.shocklachoviatt.cheshire.sch.uk	4-11	12	74	3	2	2	7	3	1	0	0	4	N/A		0	0	3
896/3538 VA	St Bede's Catholic Primary School Keepers Lane, Weaverham, Northwich, Cheshire CW8 3BY Head: TBC Tel: 01606 852149 Fax: 01606 851175 Email: admin@st-bedes.cheshire.sch.uk Visit: www.st-bedes.cheshire.sch.uk	4-11	28	171	33	23	10	66	25	3	0	0	28	Criterion 4	5,758	4	2	3
896/3556 AC	St Bernard's RC Primary School – A Voluntary Academy Sherbourne Road, Ellesmere Port, Cheshire CH65 5EW Principal: Mr Andrew Moor Tel: 0151 355 2047 Fax: 0151 355 3821 Email: admin@stbernards.cheshire.sch.uk Visit: www.stbernardsrc.co.uk	4-11	30	193	24	13	6	43	24	2	0	0	26	N/A		0	0	3

C: Community Non-Denominational Schools		VC: Voluntary Controlled / Church Schools				VA: Aided Schools / Church Schools				AC: Academies		FS: Free Schools					
DfE No/ Status	School Name and Contact Details	Age Range	Published Admission Number	Anticipated no. on roll for Sep 2015	Number of preferences received for Sep 2014				Number of places allocated for Sep 2014				Lowest Criteria Allocated	Furthest Distance	Appeals Heard	Appeals Upheld	Admissions Policy: Section
					1st	2nd	3rd	Total	1st	2nd	3rd	Other					
896/3134 VC	St Chad's C of E Primary School Gladstone Street, Winsford, Cheshire CW7 4AT Head: Mrs Natalie Tomlinson Tel: 01606 288040 Fax: 01606 862843 Email: admin@stchadsce.cheshire.sch.uk Visit: www.stchadsce.cheshire.sch.uk	4-11	30	193	26	14	14	54	26	2	0	2	30	N/A	0	0	3
896/3415 VA	St Clare's Catholic Primary School Hawthorn Road, Chester CH4 8HX Head: Mrs Marian Ryder Tel: 01244 981110 Fax: 01244 682294 Email: head@stclares.cheshire.sch.uk Visit: www.stclares.cheshire.sch.uk	4-11	21	139	19	11	7	37	19	1	0	0	20	N/A	0	0	3
896/3643 VA	St Joseph's Catholic Primary School Woodford Lane, Winsford CW7 2JS Head: Mr John Donald Tel: 01606 288044 Fax: 01606 869552 Email: admin@stjosephs.cheshire.sch.uk Visit: www.stjosephs.cheshire.sch.uk	3-11	45	299	44	9	4	57	44	1	0	0	45	N/A	0	0	3
896/3633 VA	St Lukes Catholic Primary School The Willows, Frodsham, Cheshire WA6 7QP Acting Head: Miss Eileen Murtagh Tel: 01928 731721 Fax: 01928 739497 Email: admin@stlukes.cheshire.sch.uk Visit: www.stlukesfrodsham.org.uk	4-11	30	200	19	4	9	32	19	0	0	0	19	N/A	0	0	3
896/2000 FS	St Martin's Academy 91 Hoole Road, Chester, CH2 3NG Principal Designate: Mrs Wenda Smith Tel: 01244 981254 Email: admin@stmartinsacademychester.co.uk Visit: www.stmartinsacademychester.co.uk	4-11	25		40	16	24	80	24	1	0	0	25	Distance Followed by 12 selected at random	0	0	3

896/3558 VA	St Mary of the Angels Catholic Primary School Rossall Grove, Little Sulton, Ellesmere Port Cheshire CH66 1NN Head: Mr Robert Hughes Tel: 0151 338 2430 Fax: 0151 348 1340 Email: head@stmaryoftheangels.cheshire.sch.uk Visit: www.stmaryoftheangels.co.uk	4-11	30	209	31	26	8	65	30	0	0	0	0	30	Criterion 5	0.837	1	0	3
896/1003	St Mary's Community Nursery School Old Wrexham Road, Handbridge, Chester CH4 7HS Head: Mr Ken Jones Tel: 01244 981222 Email: admin@stmarysnursery.cheshire.sch.uk	3-4	N/A	104 places available	N/A	N/A	N/A	N/A	N/A	N/A	N/A	N/A	N/A	N/A	N/A	N/A	N/A	Contact school direct	
896/3647 VA	St Oswald's CEA Primary School Grove Road, Mollington, Chester CH1 6LG Head: Mr Dave Wallace Tel: 01244 981040 Fax: 01244 851643 Email: head@stoswald-moll.cheshire.sch.uk Visit: www.stoswalds.com	4-11	20	144	24	34	4	62	21	1	0	0	0	22	Criterion 8	1.814	1	0	3
896/3820 VA	St Saviour's Catholic Primary School Seacombe Drive, Great Sulton, Ellesmere Port CH66 2BD Head: Mr Keith Powell Tel: 0151 338 2440 Email: admin@stsaviours.cheshire.sch.uk Visit: www.thelifecloud.net/schools/StSavioursRCPPrimarySchool	4-11	30	161	23	14	13	50	23	0	0	0	0	23	N/A		0	0	3
896/3646 VA	St Theresa's Catholic Primary School Kipling Road, Blacon, Cheshire CH1 5UU Head: Mrs Nicola Kirkman Tel: 01244 981070 Fax: 01244 370718 Email: admin@st-theresas.cheshire.sch.uk Visit: www.st-theresas.cheshire.sch.uk	4-11	30	348	34	15	16	65	34	0	1	0	0	35	N/A	2.071	0	0	3
896/3641 VA	St Werburgh's & St Columba's Catholic Primary School Lightfoot Street, Hoole, Chester CH2 3AD Head: Mrs Kathryn Oates Tel: 01244 981228 Fax: 01244 350540 Email: admin@stwerburghscolumba.cheshire.sch.uk	4-11	50	348	34	15	16	65	34	0	1	0	0	35	N/A		0	0	3
896/5202 VA	St Wilfrid's Catholic Primary School Greenbank Lane, Harford, Northwich, Cheshire CW8 1JW Head: Mrs Anne Weir Tel: 01606 288022 Fax: 01606 784986 Email: admin@st-wilfrids.cheshire.sch.uk Visit: www.st-wilfrids.cheshire.sch.uk	4-11	52	341	37	17	6	60	37	1	0	8	46	N/A	N/A		0	0	3

C: Community Non-Denominational Schools			VC: Voluntary Controlled / Church Schools			VA: Aided Schools / Church Schools			AC: Academies			FS: Free Schools							
DfE No/ Status	School Name and Contact Details		Age Range	Published Admission Number	Anticipated no. on roll for Sep 2015	Number of preferences received for Sep 2014				Number of places allocated for Sep 2014					Lowest Criteria Allocated	Furthest Distance	Appeals Heard	Appeals Upheld	Admissions Policy: Section
						1st	2nd	3rd	Total	1st	2nd	3rd	Other	Total					
896/3501 VA	St Winefride's Catholic Primary Mellock Lane, Little Neston, Cheshire CH64 9RW Head: Mrs Dawn Ormes Tel: 0151 338 2468 Fax: 0151 336 2468 Email: admin@stwinefrides.cheshire.sch.uk Visit: www.stwinefrides.cheshire.sch.uk		4-11	30	128	20	13	11	44	20	0	0	2	22	N/A		0	0	3
896/2268 C	Sutton Green Primary Armthorpe Drive, Little Sutton, Ellesmere Port, Cheshire CH66 4NW Head: Mrs Ann Griffiths Tel: 0151 3382121 Email: head@suttongreenpri.cheshire.sch.uk Visit: www.suttongreen.org		4-11	40	253	20	5	13	38	20	1	0	0	21	N/A		0	0	3
896/3132 VC	Tarporley CE Primary School Park Road, Tarporley CW6 0AN Head: Mrs Kerry Forrester Tel: 01829 732348 Fax: 01829 733543 Email: head@tarporleyce.cheshire.sch.uk Visit: www.tarporleyce.cheshire.sch.uk		4-11	30	222	23	9	10	42	23	2	0	0	25	N/A		0	0	3
896/2276 C	Tarvin Primary School Heath Drive, Tarvin, Cheshire CH3 8LS Head: Mr Andrew Davies Tel: 01829 740399 Fax: 01829 740853 Email: head@tarvin.cheshire.sch.uk Visit: www.tarvin.cheshire.sch.uk		4-11	45 * was 30 2014	197	27	13	7	47	27	1	0	0	28	N/A		0	0	3
896/2274 C	Tattenhall Park Primary School Chester Road, Tattenhall, Chester CH3 9AH Head: Mrs Laura Noble Tel: 01244 981260 Email: admin@tattenhallpark.cheshire.sch.uk Visit: www.tattenhallpark.cheshire.dbprimary.com		4-11	30	190	27	10	1	38	27	0	0	0	27	N/A		0	0	3

896/3803 C	The Acorns Primary and Nursery School Pooltown Road, Ellesmere Port, Cheshire CH65 7ED Head: Mrs Amanda Powell Tel: 0151 355 1546 Fax: 0151 3506460 Email: head@theacorns.cheshire.sch.uk	3-11	45	288	47	23	10	80	45	0	0	0	45	Distance	0.803	4	0	3
896/3804 C	The Arches Community Primary School Saughall Road, Blacon, Chester CH1 5EZ Head: Mrs Michelle Ashfield Tel: 01244 981744 Fax: 01244 370277 Email: head@thearches.cheshire.sch.uk Visit: www.clc2.uniservity.com	4-11	30	232	32	23	7	62	32	0	0	0	32	N/A		0	0	3
896/3128 AC	The Delamere C of E Primary Academy Stoney Lane, Kelsall, Nr Tarporley, Cheshire CW6 0ST Head: Mr Steve Docking Tel: 01244 981145 Email: admin@delamere.cheshire.sch.uk Visit: www.delamereacademy.co.uk	4-11	24 * was 20 2014	167	41	20	15	76	24	0	0	0	24	Distance	1.867	4	0	3
896/2013 C	The Oaks Community Primary School Rochester Drive, Ellesmere Port, Cheshire CH65 9EX Head: Mrs Susan Evans Tel: 0151 338 2111 Fax: 0151 357 4156 Email: admin@theoaks.cheshire.sch.uk Visit: www.theoaksprimaryellesmereport.co.uk	4-11	30 * was 25 2014	154	21	12	4	37	21	2	0	2	25	N/A		0	0	3
896/3166 VC	Tilston Parochial C of E Primary School Church Road, Tilston, Malpas, Cheshire SY14 7HB Head: Mr Richard Harley Tel: 01829 250204 Fax: 01829 250674 Email: head@tilston.cheshire.sch.uk or admin@tilston.cheshire.sch.uk Visit: www.tilston.cheshire.sch.uk	3-11	14	77	6	6	2	14	6	0	0	0	6	N/A		0	0	3
896/3167 VC	Tushingham with Grindley CofE Primary School Tushingham, Nr Whitchurch, Cheshire SY13 4QS Head: Mrs Kathleen Shephard Tel: 01948 820360 Fax: 01948 820451 Email: admin@tushingham.cheshire.sch.uk Visit: www.tushingham.cheshire.dbprimary.com	3-11	15	108	12	5	2	19	12	0	0	0	12	N/A		0	0	3
896/2002 FS	University Cathedral Free School 82 Northgate Street, Chester, CH1 2HT Principal: Mr Gareth Davies Tel: 01244 512507 Email: info@ucfschool.org Visit: www.ucfschool.org	4-11	30		26	22	14	62	24	4	2	0	30	Open Distance	4.019	0	0	3

C: Community Non-Denominational Schools		VC: Voluntary Controlled / Church Schools				VA: Aided Schools / Church Schools				AC: Academies		FS: Free Schools					
DfE No/ Status	School Name and Contact Details	Age Range	Published Admission Number	Anticipated no. on roll for Sep 2015	Number of preferences received for Sep 2014				Number of places allocated for Sep 2014				Lowest Criteria Allocated	Furthest Distance	Appeals Heard	Appeals Upheld	Admissions Policy: Section
					1st	2nd	3rd	Total	1st	2nd	3rd	Other					
896/2004 AC	University Primary Academy Weaverham Northwich Road, Weaverham, Northwich CW8 3BD Principal: Mr Conrad North Tel: 01606 852148 Fax: 01606 854140 Email: admin@UPAWeaverham.org Visit: www.upaweaverham.org	4-11	30	150	19	5	3	27	19	1	0	3	23	N/A	0	0	3
896/3180 VC	Upton Heath C of E Primary School Upton Lane, Upton by Chester CH2 1ED Head: Mrs Paula Moreton Tel: 01244 972970 Fax: 01244 383413 Email: admin@uptonheath.cheshire.sch.uk Visit: www.uptonheath.cheshire.sch.uk	4-11	60	398	37	31	38	106	37	7	3	1	48	N/A	0	0	3
896/2260 C	Upton Westlea Primary School Weston Grove, Upton, Chester CH2 1QJ Head: Mrs Christine Jackson Tel: 01244 981215 Fax: 01244 380081 Email: admin@uptonwestlea.cheshire.sch.uk Visit: www.uptonwestleaprimary.co.uk	3-11	30 * was 25 2014	198	25	27	24	76	24	5	1	0	30	Distance	0	0	3
896/3133 VC	Utkinton St Paul's C of E Primary School Quarry Bank, Utkinton, Nr. Tarporley, Cheshire CW6 0LA Head: Miss Lorna Pleavin Tel: 01829 732322 Fax: 01829 732322 Email: head@utkintonce.cheshire.sch.uk Visit: www.clc2university.com	4-11	8	50	2	6	7	15	2	0	0	0	2	N/A	0	0	3
896/2709 C	Victoria Road Primary School Victoria Road, Northwich, Cheshire CW9 5RE Head: Mrs Cathy Lord Tel: 01606 288030 Fax: 01606 331793 Email: admin@victoriaroad.cheshire.sch.uk Visit: www.victoriaroad.cheshire.sch.uk	4-11	30	204	22	24	14	60	22	5	2	1	30	N/A	0	0	3

896/2272 C	Waverton Community Primary School Common Lane, Waverton, Chester CH3 7QT Head: Mr Simon Talbot Tel: 01244 981060 Email: head@waverton.cheshire.sch.uk Visit: www.waverton.cheshire.sch.uk	4-11	30	208	19	23	19	61	19	3	2	0	24	N/A		0	0	3
896/2187 C	Weaverham Forest Primary Forest Street, Weaverham, Northwich, Cheshire CW8 3EY Head: Mr David Erne Tel: 01606 288050 Fax: 01606 854736 Email: admin@weaverhamforest.cheshire.sch.uk Visit: www.weaverhamforest.schoolspider.co.uk	4-11	30	213	27	16	8	51	26	4	0	0	30	Distance	1.779	1	0	3
896/2239 C	Westminster Community Primary School John Street, Ellesmere Port, Cheshire CH65 2ED Head: Ms Sue Finch Tel: 0151 3382224 Fax: 0151 3553797 Email: admin@westminsterprimary.cheshire.sch.uk Visit: www.westminsterprimary.cheshire.sch.uk	4-11	20 * was 17 2014	122	15	6	1	22	15	1	0	2	18	N/A		0	0	3
896/3822 VC	Wharford Church of England Controlled Primary School Greville Drive, Winsford CW7 3EP Head: Mrs Claire Spinks Tel: 01606 288110 Fax: 01606 557644 Email: admin@wharford.cheshire.sch.uk Visit: www.wharford.cheshire.sch.uk	4-11	60	385	72	30	2	104	57	3	0	0	60	Distance	0.779	0	0	3
896/2240 C	Whitby Heath Primary School Wyedale, Whitby, Ellesmere Port CH65 6RJ Head: Miss Gillian Morris Tel: 0151 355 1781 Fax: 0151 356 8191 Email: head@whitbyheath.cheshire.sch.uk Visit: www.whitbyheath.cheshire.sch.uk	4-11	60	341	35	26	30	91	35	1	2	1	39	N/A		0	0	3
896/3534 VA	Whitegate CE Primary School Whitegate, Northwich CW8 2AY Head: Mr Ian Percival Tel: 01606 288080 Fax: 01606 889511 Email: head@whitegate.cheshire.sch.uk	4-11	18	126	24	15	14	53	18	0	0	0	18	Criterion 6	2.689	2	0	3
896/2113 C	Whitley Village School Village Lane, Whitley, Warrington, Cheshire WA4 4QH Head: Mrs Amanda Powell Tel: 01606 288255 Email: whitleyvillageadmin@cheshirewestandchester.gov.uk Visit: www.whitley.cheshire.sch.uk	4-11	13	54	13	1	7	21	13	0	0	0	13	N/A		0	0	3

C: Community Non-Denominational Schools		VC: Voluntary Controlled / Church Schools		VA: Aided Schools / Church Schools		AC: Academies		FS: Free Schools										
DFE No/ Status	School Name and Contact Details	Age Range	Published Admission Number	Anticipated no. on roll for Sep 2015	Number of preferences received for Sep 2014				Number of places allocated for Sep 2014				Lowest Criteria Allocated	Furthest Distance	Appeals Heard	Appeals Upheld	Admissions Policy: Section	
					1st	2nd	3rd	Total	1st	2nd	3rd	Other						Total
896/3101 C	Willaston CE Primary School Neston Road, Willaston, Cheshire CH64 2TN Head: Mrs Julie Chambers Tel: 0151 338 2421 Fax: 0151 327 8244 Email: willastonprimaryhead@cheshirewestandchester.gov.uk Visit: www.willastonprimaryschool.co.uk	4-11	30	202	37	14	11	62	29	0	1	0	30	In Area	0.619	1	0	3
896/2237 C	William Stockton Community Primary School Heathfield Road, Ellesmere Port, Cheshire CH65 8DH Head: Miss Moira Atkins Tel: 0151 3551650 Fax: 0151 3573714 Email: head@willamstockton.cheshire.sch.uk Visit: www.willamstockton.cheshire.sch.uk	3-11	47	296	36	10	13	59	35	1	0	0	36	N/A		0	0	3
896/3817 C	Willow Wood Community Primary School Bradbury Road, Wharton, Winsford CW7 3HN Head: Ms Susan Tomlinson Tel: 01606 593896 Fax: 01606 595400 Email: admin@willowwood.cheshire.sch.uk Visit: www.willowwoodprimaryschool.co.uk	4-11	50	249	46	17	5	68	45	5	0	0	50	Distance	1.879	0	0	3
896/2190 C	Wimboldsley Primary School Nantwich Road, Middlewich CW10 0LN Executive Head: Mrs Moira Atkins Head: Mr Mark Allen Tel: 01606 832321 Fax: 01606 832683 Email: admin@wimboldsley.cheshire.sch.uk Visit: www.wimboldsleyprimaryschool.co.uk	4-11	15	86	8	9	5	22	8	3	0	1	12	N/A		0	0	3

896/2350 C	Wincham Community Primary School Church Street, Wincham, Northwich, Cheshire CW9 6EP Head: Mrs Diane Palin Tel: 01606 288060 Fax: 01565 734067 Email: head@winchamcp.cheshire.sch.uk Visit: www.winchamcp.cheshire.sch.uk	3-11	45	290	42	15	10	67	42	1	2	0	45	Distance	5.069	4	0	3
896/2695 C	Winnington Park Primary School & Nursery Firdale Road, Winnington, Northwich CW8 4AZ Head: Mrs Jane Dale Tel: 01606 74371 Fax: 01606 871383 Email: head@winningtonpark.cheshire.sch.uk Visit: www.winningtonpark.cheshire.sch.uk	3-11	30	215	47	17	12	76	30	0	0	0	30	In Area	0.476	1	0	3
896/2191 C	Winsford High Street Community Primary School High Street, Winsford CW7 2AU Head: Mr Mark Joule Tel: 01606 288188 Fax: 01606 861934 Email: admin@highstreet.cheshire.sch.uk	3-11	60	398	68	51	29	148	55	5	0	0	60	Distance	0.778	0	0	3
896/3800 VA	Witton Church Walk CE Primary School Church Walk, Northwich, Cheshire CW9 5QQ Head: Mrs Kathryn Magiera Tel: 01606 43128 Fax: 01606 49718 Email: admin@wittonwalk.cheshire.sch.uk Visit: www.wittonwalk.cheshire.sch.uk	3-11	40	274	53	23	11	87	40	0	0	0	40	Criterion 6	0.435	7	2	3
896/2242 C	Wolverham Primary and Nursery School Milton Road, Ellesmere Port, Cheshire CH65 5AT Head: Mrs Tracy Webb Tel: 0151 3382242 Email: admin@wolverham.cheshire.sch.uk Visit: www.wolverham.cheshire.sch.uk	3-11	30 * was 25 2014	159	40	13	5	58	30	0	0	0	30	Distance	0.257	3	0	3
896/3807 C	Woodfall Primary School Woodfall Lane, Neston CH64 4BT Head: Mrs Helen Hough Tel: 0151 3382288 Fax: 0151 3531402 Email: admin@woodfall.cheshire.sch.uk Visit: www.woodfall.cheshire.sch.uk	4-11	60	398	54	31	15	100	54	2	1	0	57	N/A		0	0	3
896/3813 C	Woodlands Primary School Eddisbury Road, Whitby, Ellesmere Port CH66 2JT Head: Mrs Anne Vickers Tel: 0151 338 2260 Fax: 0151 335 1975 Email: admin@woodlands.cheshire.sch.uk Visit: www.woodlands.cheshire.sch.uk	3-11	80	540	93	49	21	163	90	0	0	0	90	Distance	1.2	1	0	3

SECTION 3: ADMISSION ARRANGEMENTS

COMMUNITY & VOLUNTARY CONTROLLED SCHOOLS OVERSUBSCRIPTION CRITERIA

- 1) **A 'Looked After Child'** or a child who was previously looked after but ceased to be so because they were adopted (or became subject to a residence, or special guardianship order). A looked after child is a child who is (a) in the care of a local authority, or (b) being provided with accommodation by a local authority in the exercise of their social services functions (see the definition in section 22(1) of the Children Act 1989).
- 2) **Children for whom there are particular medical or social reasons which, in the Council's view, justifies admission to a particular school (a).**
- 3) **Siblings** – pupils with elder brothers or sisters, step-brothers or step-sisters, half-brothers or half-sisters, adopted brothers or adopted sisters **living together as part of one household**, already attending the preferred school (in years *Reception* through to *Year 10* and *year 12*) and expected to continue at the school in the following school year. (i.e. at the time of admission)
- 4) **Children resident within the designated catchment zone of the school (b).**



- 5) **Children** not resident within a school's local catchment zone but **attending a school designated as a partner school for admissions purposes**, as out-of-zone pupils (not applicable for Reception applications).
- 6) **Pupils living nearest to the school** are measured using Ordnance Survey mapping in conjunction with Local Land and Property Gazetteer (LLPG) to identify each property and each school. A straight line measurement in miles is taken from the place of residence to the preferred school to calculate the distance.

Where a school cannot accommodate all pupils qualifying under one of the criteria stated above, the next criteria will also be applied to determine priority for admission. For example, if a school cannot accommodate all siblings for whom an application has been received, all sibling applicants will be prioritised in the order of:

- Siblings (criterion 3) who live within the school's designated catchment area (criterion 4)
- Siblings (criterion 3) who **do not** live within the school's designated catchment area (criterion 6)

All applicants within each criterion will be put into a distance order with priority being given to those that live nearest to the school, as stated in criterion 6 above.

Notes:

(a) **If you wish the Local Authority to consider your application under a Medical / Social criteria**

All Cheshire West and Chester maintained schools can cater for a child's individual medical or social needs.

Supporting evidence from a registered professional, such as a medical practitioner, psychologist or social worker, must be provided which sets out the particular reasons why the school in question is the most suitable school and the difficulties that would be caused if the child had to attend another school. A panel of officers will consider the information presented and will determine whether the evidence is sufficiently compelling to apply this criterion to the application. The council, if it is considered appropriate, will seek the views of the school doctor or educational psychologist in the event of parents requesting admission on medical or psychological grounds. This criterion cannot be considered if the required documents have not been received.

Few applications fall with this criterion. For admission for community and voluntary controlled schools in September 2014 only 18 were agreed.

For an application to be considered under this criterion, supporting documentation must be provided at the time of application as follows:

- All documentation must state clearly which school the evidence relates to;
- Specific professional evidence that justifies why the particular school can meet your child's particular needs;
- Professional evidence that outlines exceptional family circumstances making clear why only one school can meet the child's needs;
- Reasons why the particular school is the only school able to meet a child's specific medical needs;
- If you have not expressed a preference for your catchment area school, a clear explanation of why this school cannot meet your child's specific needs;
- The professional evidence should be provided by an individual who is suitably qualified to give a professional opinion on the medical or social circumstances and who has been involved in your child's care.

(b) **Catchment Areas**

Children are classed as 'in area' (resident in the school's catchment area) for a primary school under the Council's admission arrangements if they and their parents/carers are resident in the area served by the school on the closing date for applications. You can obtain information on which school serves your address by viewing 'Catchment Areas' at **www.cheshirewestandchester.gov.uk/admissions** or alternatively by contacting the Authority on **0300 123 7039**.

The law will not allow any authority to guarantee places at the catchment area school. Neither can places be reserved.

- (c) Where it is identified that there are a limited number of places available and the Local Authority cannot differentiate between the applications using the nearest school criterion (criterion 6) a random allocation tie-breaker will be applied. This may be required for example, where applicants reside in the same block of flats or are children of a multiple birth living at the same address.

VOLUNTARY AIDED SCHOOLS OVERSUBSCRIPTION CRITERIA

Please Note:

Full details of the policies can be viewed on the schools websites

Supplementary Information Forms

A number of voluntary aided (church) schools (listed below) require the completion of a Supplementary Information Form in order that additional information in support of an application, particularly in relation to faith, is provided for consideration by the governing body as the admissions authority for the school.

You can access a copy of the forms on the Cheshire West and Chester website at www.cheshirewestandchester.gov.uk/admissions. Alternatively, please contact the school. School contact details are provided in the 'Schools Section' of this booklet.

Primary School Supplementary Forms

Antrobus St Mark's CE Primary School
Eccleston CE Primary School
Ellesmere Port Christ Church CE Primary School
Great Budworth CE Primary School
Kingsley St John's CE Primary School
Lower Peover CE Primary School
Norley CE Primary School
Saighton CE Aided Primary School
St Clare's Catholic Primary School
St Joseph's Catholic Primary
St Luke's Catholic Primary School
St Werburgh's and St Columba's Catholic Primary School
University Cathedral Free School
Whitegate CE Primary School
Witton Church Walk CE Aided Primary School

Please Note

Supplementary Information Forms **must** be completed and returned to the relevant school and **not** the Local Authority. You **must** still complete the Authority's application form for a school place, stating your preferred schools in priority order, which must be returned to the Authority at the address provided on the form.

Antrobus St Mark's CE Primary School

- 1) Priority will be given to cared for children (i.e. children who are in local authority care*),
- 2) Children with Special medical or social circumstances for whom this school is deemed the most appropriate;
- 3) Children dwelling within the civil parish of Antrobus;
- 4) Children who have a sibling attending the school who will still be present when the child is admitted;
- 5) Children whose parents are faithful and regular worshippers in the parish church of St Mark's.
- 6) Children whose parents are faithful and regular worshippers in a Christian church, as recognised by Churches Together in England.
- 7) All remaining places will be allocated according to the proximity of the child's dwelling to the school, measured using Ordnance Survey mapping in conjunction with Local Land and Property Gazetteer (LLPG) to identify each property and each school. A straight line measurement in miles is taken from the place of residence to the school to calculate the distance, with those living nearer receiving high priority.

*These determined arrangements contain the statutory requirement of the School Admissions Code (February 2012) to include a variation to the 'Looked After Child' criterion which is to include a child who was previously looked after but ceased to be so because they were adopted (or became subject to a residence, or special guardianship order). Formal consultation on this change did not take place as this amendment was a mandatory requirement.

Notes

- (a) Professional supporting evidence from eg a doctor, psychologist, social worker, is essential if admission is to be made under the criterion for special medical or social circumstances, and such evidence must set out the particular reasons why the school is question is the most suitable school and the difficulties which would be caused if the child had to attend another school.

- (b) A map showing the boundaries is available from the school.
- (c) Siblings include step, half, foster, adopted brothers and sisters living at the same address and full brother and sister living apart.
- (d) By "faithful and regular" we mean attendance at a minimum of two services per month for at least six months prior to the closing date for application. A letter from your incumbent or minister or other church officer will be required as proof of attendance.

Bishop Wilson CE Primary School

1. Looked after children and previously looked after children who were looked after, but ceased to be so because they were adopted (or become subject to a residence order or special guardianship order).
2. Children with special medical or social circumstances affecting the child where these needs can only be met at this school. (a)
3. Children resident in the United Benefice of St Nicholas, Burton and St Michael, Shotwick. (b)
4. Children who have a sibling who is a present pupil of the school at the time of admission. (c)
5. Children whose parents or guardians are involved in regular worship at the churches of St Nicholas, Burton or St. Michael, Shotwick. (d)(e)
6. Children whose parents are faithful and regular worshippers in a Christian church, as recognised by Churches Together in Britain and Ireland.
7. Children who live nearest to the school, measured using the Local Authority's system. (f)

In the event of the school being unable to accommodate all applicants from a particular category, priority will be given to applicants who live closest to the school measured using Ordnance Survey mapping in conjunction with Local Land and Property Gazetteer (LLPG) to identify each property and each school. A straight line measurement in miles is taken from the place of residence to the school to calculate the distance.

Notes

- (a) Professional supporting evidence from e.g. a doctor, psychologist, social worker, is essential if admission is to be made under the criterion for special medical or social circumstances, and such evidence must set out the particular reasons why the school in question is the most suitable school and the difficulties which would be caused if the child had to attend another school.

- (b) A map showing the boundaries is available from school.
- (c) Siblings include step, half, foster, adopted brothers and sisters living at the same address and full brother and sister living apart.
- (d) For those applicants who fall into categories 5) and 7) statements regarding worship should be included on the Local Authority application form.

Regular worship is defined as attendance at church or Bible study on at least a regular monthly basis over the past year. Your church leader may be asked to confirm your statement of involvement.

- (e) A parent is any person who has parental responsibility or care of the child. It is sufficient for just one parent to attend.'
- (f) Distances are measured using Ordnance Survey mapping in conjunction with Local Land and Property Gazetteer (LLPG) to identify each property and each school. A straight line measurement in miles is taken from the place of residence to the school to calculate the distance.

Chester Blue Coat C of E Primary School

- 1) Looked after children. A "looked after child" is a child who is in the care of the local authority or provided with accommodation by that authority and children who were looked after, but ceased to be so because they were adopted (or became subject to a residence order or special guardianship order (as defined in section 22 of the Children Act 1989).
- 2) Children with special medical or social circumstances affecting the child where these needs can only be met at this school. See note (a).
- 3) Children who have a sibling in school who will still be attending school the following year. See note (b)
- 4) The children of parents who are resident within the parish boundaries of the following churches; St Thomas of Canterbury, St Peter's, St John's, Christ Church or Chester Cathedral and/or resident within the catchment area of Chester Blue Coat CE Primary School as shown on the Local Authority's website. See note (c).
- 5) Children whose parents who are faithful and regular worshippers at one of the following churches: St Thomas of Canterbury, St Peter's, St John's, Christ Church or Chester Cathedral.

- 6) Children whose parents are faithful and regular worshippers in a Christian church, as recognised by Churches Together in Britain and Ireland. See notes (d) and (e).
- 7) Children who live nearest to the school measured using Ordnance Survey mapping in conjunction with Local Land and Property Gazetteer (LLPG) to identify each property and each school. A straight line measurement in miles is taken from the place of residence to the school to calculate the distance.

If there are not enough places to admit all applicants meeting any one criterion, the governors will apply the subsequent criteria, in order of priority, to all these applicants.

Notes

- (a) Professional supporting evidence from eg a doctor, psychologist, social worker, is essential if admission is to be made under the criterion for special medical or social circumstances, and such evidence must set out the particular reasons why the school is question is the most suitable school and the difficulties which would be caused if the child had to attend another school.
- (b) Siblings include step, half, foster, adopted brothers and sisters living at the same address and full brother and sister living apart.
- (c) A map showing the parish boundaries is available from the school and a map of the catchment area is available on Cheshire West and Chester Children's Services website under Admissions/catchment areas – Chester Blue Coat CE Primary School
- (d) By "faithful and regular" we mean attendance at a minimum of two services per month for at least six months prior to the closing date for applications. A letter from your incumbent or minister or other church officer will be required as proof of attendance.
- (e) A "parent" is any person who has parental responsibility or care of the child. Where admission arrangements refer to "parent's attendance at church" it is sufficient for just one parent to attend.
- (f) In the event of oversubscription and the parent being refused a place for their child, a waiting list of unsuccessful applicants will be retained until the end of the Autumn term for which admission was applied.

Crowton Christ Church CE Primary School

1. Children in the care of the local authority or who are provided with accommodation by the local authority (Looked after children) or previously looked after but ceased to be so because they were adopted (or became subject to a residence, or special guardianship order)
2. Children with special medical or social circumstances affecting the child where these needs can be best met at this school.
3. Children resident within the area of Crowton and Acton Bridge civil parishes – a map is available from school.
4. Children whose parents are regular worshippers in an Anglican Church for whom this is the closest Church of England school as measured using Ordnance Survey mapping in conjunction with Local Land and Property Gazetteer (LLPG) to identify each property and each school. A straight line measurement in miles is taken from the place of residence to the school to calculate the distance. In the event of a tie-break a random paper draw will be undertaken by an independent body. (a supporting letter from a minister is required)
5. Children with a sibling still attending the school at the proposed date of admission.
6. Children whose parents are regular worshippers of another Christian denomination as recognized by Churches Together in Britain and Ireland and for whom this is the closest Church of England school as measured using Ordnance Survey mapping in conjunction with Local Land and Property Gazetteer (LLPG) to identify each property and each school. A straight line measurement in miles is taken from the place of residence to the school to calculate the distance. In the event of a tie-break a random paper draw will be undertaken by an independent body. (a supporting letter from a minister is required)
7. Other children

Notes

- (a) Professional supporting evidence from e.g. a doctor, psychologist, social worker, is essential if admission is to be made under the criterion for special medical or social circumstances, and such evidence must set out the particular reasons why the school is question is the most suitable school and the difficulties which would be caused if the child had to attend another school.
- (b) Sibling refers to brother or sister, half brother or sister, adopted brother or sister, step brother or sister, or the

child of the parent/carer's partner, and in every case, the child should be living in the same family unit at the same address.

- (c) "Resident" refers to the child's permanent home at the proposed date of admission.
- (d) A 'parent' is any person who has parental responsibility or care of the child.
- (e) Regular worshipper refers to parents who attend services at least once each month.
- (f) Where the above criteria are not adequate to distinguish between requests for admission which cannot all be accepted without exceeding the Admission limit, priority will be decided on the basis of distance from the school as measured using Ordnance Survey mapping in conjunction with Local Land and Property Gazetteer (LLPG) to identify each property and each school. A straight line measurement in miles is taken from the place of residence to the school to calculate the distance. In the event of a tie-break a random paper draw will be undertaken by an independent body.

Davenham CE Primary School

1. Looked after Children (LAC) (Children in Public Care as defined by Section 22 of the Children Act 1989) or previously looked after but ceased to be so because they were adopted (or became subject to a residence, or special guardianship order)
2. Children with special medical or social circumstances affecting the child where these needs can only be met at this school. (see note a)
3. Children whose parent or parents are faithful and regular worshippers of St Wilfrid's Parish Church, (see note b)
4. Children who have a sibling in school who will still be attending school the in following year (see note c)
5. Children resident within the admission priority area of the school (see note d)
6. Children resident within the Ecclesiastical Parish of Davenham –a map is available from school
7. Children resident outside the Parish nearest to the school, measured using Ordnance Survey mapping in conjunction with Local Land and Property Gazetteer (LLPG) to identify each property and each school. A straight line measurement in miles is taken from the place of residence to the school to calculate the distance. In the event of a tie break a random allocation will be undertaken.

If there are not enough places to admit all applicants meeting any one criterion, the governors will apply the

subsequent criteria, in order of priority, to all these applicants.

Notes

- (a) Professional supporting evidence from e.g. a doctor, psychologist, social worker, is essential if admission is to be made under the criterion for special medical or social circumstances, and such evidence must set out the particular reasons why the school is question is the most suitable school and the difficulties which would be caused if the child had to attend another school.
- (b) By "faithful & regular" we mean attendance at St Wilfrid's Parish Church on average a minimum of 2 services per month for at least the previous year prior to the closing date for applications. A parent is any person who has parental responsibility or care of the child. Where admission arrangements refer to 'parent's attendance at church' it is sufficient for just one parent to attend. Please contact school for further information.
- (c) Siblings include step, half, foster, adopted brothers and sisters living at the same address and full brother and sister living apart and expected to continue at the school in the following year.
- (d) The admission priority area of the school is the ecclesiastical parish of Davenham which lies south of the A556 Northwich Bypass. A map is available from the school

Eccleston CE Primary School

1. Looked after children and children who were looked after, but ceased to be so because they were adopted (or became subject to a residence order or special guardianship).
2. Children with special medical or social circumstances affecting the child where these needs can only be met at this school.
3. Children resident in the ecclesiastical parishes of Eccleston or Pulford.
4. Children who have a sibling in school who will still be attending school the following year (or who have attended the school in the 2 years prior to admission).
5. Children whose parent/s or guardian/s are faithful and regular worshippers at Eccleston or Pulford Parish Churches.

6. Children whose parent/s or guardian/s are faithful and regular worshippers in a church of another Christian denomination, recognised by Churches Together in Britain and Ireland.
7. Children whose parents or guardians are members and regular worshippers of another faith and wish their children to be educated in a church school.
8. Children who live nearest to the school measured using Ordnance Survey mapping in conjunction with Local Land and Property Gazetteer (LLPG) to identify each property and each school. A straight line measurement in miles is taken from the place of residence to the school to calculate the distance.
- (g) Sibling refers to brother or sister, half brother or sister, step brother or sister, or the child of the parent/carer's partner. In every case, the child should be living in the same family unit at the same address.
- (h) Where the above criteria are not adequate to distinguish between requests for admission which cannot all be accepted without exceeding the admission limit, priority will be decided on the basis from the school measured using Ordnance Survey mapping in conjunction with Local Land and Property Gazetteer (LLPG) to identify each property and each school. A straight line measurement in miles is taken from the place of residence to the school to calculate the distance, with those living closer to the school receiving the higher priority. In the event of a tie break, a lottery will be undertaken.

It may happen that there are not enough places to admit all applicants meeting any one criterion. In this case, the governors will apply the subsequent criteria, in order of priority, to all these applicants.

Definitions and Notes

(a) A looked after child is a child who is (a) in the care of the Local Authority, or (b) being provided with accommodation by a Local Authority in the exercise of their social service functions (under section 22(1) of the Children Act 1989).

(b) A previously looked after child is one who immediately moved on from that status after being subject to an adoption, residence or special guardianship order.

(c) Professional supporting evidence from e.g. a doctor, psychologist or, social worker, is essential if admission is to be made under the criterion for special medical or social circumstances, and such evidence must set out the particular reasons why the school in

question is the most suitable school and the difficulties which would be caused if the child had to attend another school.

(d) A parent is any person who has parental responsibility or care of the child. Where admission arrangements refer to 'parent's attendance at church' it is sufficient for just one parent to attend.

(e) By faithful and regular we mean attendance at a minimum of one service per month for at least one year prior to the closing date for applications. A letter from your incumbent or minister or other church officer will be required as proof of attendance.

(f) A map showing the parish boundaries is available from the school, and also on the school website.

Ellesmere Port Christ Church CE Primary School

1. Looked after children and previously looked after children who were looked after, but ceased to be so because they were adopted or became subject to a residence order or special guardianship order' is a child who is in the care of a local authority or provided with accommodation by that authority (as defined in section 22 of the Children Act 1989)
2. Children with exceptional, medical or social circumstances, naming the school or special circumstances affecting the child where these needs can only be met at this school. (Note a)
3. Children of families who are regularly involved in the work and worship of Ellesmere Port Team Parish. (Note b)
4. Children with sisters or brothers who will still be at the school at the time of admission.
5. Children whose families are regularly involved in the work and worship of a church affiliated to Ellesmere Port Churches Together. (Note c)
6. Children resident in Ellesmere Port Team Parish. (Note d)
7. Children whose families are regularly involved in the work and worship of another Church of England Church and for whom this is the closest Church of England school measured using the Local Authority's computerised measuring system with those living closer to the school receiving the higher priority. In the event of a tie break a random paper draw will be undertaken by an independent body.
8. Children resident outside the Ellesmere Port Team Parish. (Note d and note g)

Notes

- a Professional supporting evidence from eg a doctor, psychologist, social worker, is essential if admission is to be made under the criterion for special medical or social circumstances, and such evidence must set out the particular reasons why the school in question is the most suitable school and the difficulties which would be caused if the child had to attend another school.
- b By "families who are regularly involved in the work and worship" we mean the child and/or parent or guardian attends worship on average twice a month. A parent is any person who has parental responsibility or care of the child. Where admission arrangements refer to 'parent's attendance at church' it is sufficient for just one parent to attend. Ellesmere Port Team Parish includes St Lawrence and St Thomas and All Saints.
- c The churches affiliated to the Team Parish of Ellesmere Port include all churches operating within the framework of 'The Churches Together' which include:
The Methodist churches – Trinity and Whitby
The Salvation Army
United Reform Church
The Oasis Fellowship
The Bethany Fellowship
The Roman Catholic Churches- Our Lady's , St. Bernard's , St. Mary And The Angels
St Thomas and All Saints – Anglican
St Lawrence's Stoak – Anglican
Great Sutton St. John's – Anglican
St Paul's Hooton – Anglican

Parents can access information about the locations of the above churches and further information from school.
- d The Parish of Ellesmere Port

This is defined as the town of Ellesmere Port, Stoak it excludes Great Sutton and Little Sutton and Hooton.

A map showing the boundaries of Ellesmere Port Team Parish is available from the school.
- e Sisters and brothers include step, half, foster, adopted brothers and sisters living at the same address and full brother and sister living apart.
- f Where the above criteria are not adequate to distinguish between requests for admission which cannot all be accepted without exceeding the admission limit, priority will be decided on the basis of the distance from the school measured using Ordnance Survey mapping in conjunction with Local Land and Property Gazetteer (LLPG) to identify each

property and each school. A straight line measurement in miles is taken from the place of residence to the school to calculate the distance.

- g All children with their 4th birthday between 1 September 2014 and 31 August 2015 are admitted in September 2015. For children with their 4th birthday after Christmas or after Easter parents may defer entry until later in the year and the Headteacher should be consulted if this option is being considered.

Great Budworth CE Primary School

- 1. Looked after children and children who were looked after but ceased to be so because they were adopted (or became subject to a residence order or special guardianship) (see note a).
- 2. Children with special medical or social circumstances affecting the child where these needs can only be met at this school (see note b).
- 3. Children who have a sibling in school who will still be attending school the following year or who have attended the school in the 3 years prior to admission (see note c).
- 4. Children resident in the ecclesiastical parish of St Mary's and All Saints, Great Budworth. A map showing the parish boundary is available from the school and on the school website.
- 5. Children whose parent/s are regular worshippers in a Christian church, as recognised by Churches Together in Britain and Ireland (see note d and e).
- 6. Children who live nearest to the school measured using Ordnance Survey mapping in conjunction with Local Land and Property Gazetteer (LLPG) to identify each property and each school. A straight line measurement in miles is taken from the place of residence to the preferred school to calculate the distance. In the event of a tie break a lottery will be undertaken.

Notes

- a) A looked after child is a child who is a) in the care of the Local Authority, or b) being provided with accommodation by a Local Authority in the exercise of their social services functions (under section 22(1) of the Children Act 1989). A previously looked after child is one who immediately moved on from that status after becoming subject to an adoption, residence or special guardianship order.
- b) Professional supporting evidence from e.g. a doctor, psychologist, social worker, is essential if admission is to be made under the criterion for special medical or social circumstances, and such evidence must set out the particular reasons why the school in question

is the most suitable school and the difficulties which would be caused if the child had to attend another school.

- c) Sibling refers to brother or sister, half brother or sister, adopted brother or sister, step brother or sister, or the child of the parent/carer's partner, and in every case, the child should be living in the same family unit at the same address.
- d) A parent is any person who has parental responsibility or care of the child. Where admission arrangements refer to 'parent's attendance at church' it is sufficient for just one parent to attend.
- e) By "regular" we mean attendance at a minimum of two services per month for at least six months prior to the closing date for applications.

Kingsley St John's CE Primary School

1. Looked after children and previously looked after children who were looked after, but ceased to be so because they were adopted (or became subject to a residence order or special guardianship order.)
2. Children with special medical or social circumstances affecting the child, where these needs can only be met at this school.
3. Children who have a sibling in school who will still be attending school the following year.
4. Children resident in the parish of Kingsley St. John the Evangelist.
5. Children whose parents are faithful and regular worshippers in a Christian church, as recognised by Churches Together in Britain and Ireland.
6. Children, who live nearest to the school, measured using Ordnance Survey mapping in conjunction with Local Land and Property Gazetteer (LLPG) to identify each property and each school. A straight line measurement in miles is taken from the place of residence to the preferred school to calculate the distance, with those living closer to the school receiving the higher priority. with those living closer to the school receiving the higher priority.

If there are not enough places to admit all applicants meeting any one criterion, the governors will apply the subsequent criteria, in order of priority, to all these applicants.

Notes

- (a) Professional supporting evidence from eg a doctor, psychologist, social worker, is essential if admission is to be made under the criterion for special medical

or social circumstances, and such evidence must set out the particular reasons why the school is question is the most suitable school and the difficulties which would be caused if the child had to attend another school.

- (b) By "faithful and regular" we mean attendance at a minimum of two services per month for at least six months prior to the closing date for applications. A letter from your incumbent or minister or other church officer will be required as proof of attendance.
- (c) A parent is any person who has parental responsibility or care of the child. Where admission arrangements refer to 'parent's attendance at church' it is sufficient for just one parent to attend.
- (d) A map showing the boundaries is available from the school.
- (e) Sibling refers to brother or sister, half brother or sister, adopted brother or sister, step brother or sister, or the child of the parent/carer's partner, and in every case, the child should be living in the same family unit at the same address.
- (f) All children with birthdays between 1 September and 31 August are admitted in September. For children with a birthday after Christmas or after Easter parents may defer entry until later in the year and the headteacher should be consulted if this option is being considered.

Lower Peover CE Primary School

1. Looked after children and previously looked after children who were looked after, but ceased to be so because they were adopted (or became subject to a residence order or special guardianship order)
2. Children special medical or social circumstances affecting the child where these needs can only be met at this school.
3. Children resident in the ecclesiastical parish of St. Oswald, Lower Peover. A map showing the parish is available from school.
4. Children who have a brother or sister (sibling) in school who will still be attending school the following year.
5. Children whose parents are faithful and regular worshippers in the parish church of St. Oswald.
6. Children who are resident to the East of the A556 in the villages of Lach Dennis, Lostock Green and Nether Tabley.
7. Children resident in the village of Cranage.

8. Children whose parents are faithful and regular worshippers in a Christian church, as recognised by Churches Together in Britain and Ireland.
9. Children for whom this is the nearest Church of England School, using an Ordnance Survey address-point system which measured using Ordnance Survey mapping in conjunction with Local Land and Property Gazetteer (LLPG) to identify each property and each school. A straight line measurement in miles is taken from the place of residence to the school to calculate the distance.
10. Children who live nearest to the school measured using Ordnance Survey mapping in conjunction with Local Land and Property Gazetteer (LLPG) to identify each property and each school. A straight line measurement in miles is taken from the place of residence to the school to calculate the distance.

If there are not enough places to admit all applicants meeting any one criterion, the governors will apply the subsequent criteria, in order of priority, to all these applicants.

Notes

- (a) Professional supporting evidence from eg a doctor, psychologist, social worker, is essential if admission is to be made under the criterion for special medical or social circumstances, and such evidence must set out the particular reasons why the school is question is the most suitable school and the difficulties which would be caused if the child had to attend another school.
- (b) By "faithful and regular" we mean attendance at a minimum of two services per month for at least six months prior to the closing date for applications. A letter from your incumbent or minister or other church officer will be required as proof of attendance.
- (c) A parent is any person who has parental responsibility or care of the child. Where admission arrangements refer to 'parent's attendance at church' it is sufficient for just one parent to attend.
- (d) A map showing the boundaries is available from school.
- (e) Siblings include step, half, foster, adopted brothers and sisters living at the same address and full brother and sister living apart.
- (f) All children with birthdays between 1 September 2008 and 31 August 2009 are admitted in September. For children with a birthday after Christmas or after Easter parents may defer entry until later in the year and the Headteacher should be consulted if this option is being considered.

Norley CE Primary School

1. Looked after children and previously looked after children who were looked after, but ceased to be so because they were adopted (or became subject to a residence order or special guardianship order).
2. Children with special medical or social circumstances affecting the child, where these needs can only be met at this school.
3. Children who have a sibling in school who will still be attending school the following year.
4. Children resident in the parish of Norley St. John the Evangelist and/or resident within the Norley School Catchment area shown on the Local Authority's website.
5. Children whose parents are faithful and regular worshippers in a Christian church, as recognised by Churches Together in Britain and Ireland.
6. Children, who live nearest to the school, measured using Ordnance Survey mapping in conjunction with Local Land and Property Gazetteer (LLPG) to identify each property and each school. A straight line measurement in miles is taken from the place of residence to the school to calculate the distance, with those living closer to the school receiving the higher priority.

If there are not enough places to admit all applicants meeting any one criterion, the governors will apply the subsequent criteria, in order of priority, to all these applicants.

Notes

- (a) Professional supporting evidence from e.g. a doctor, psychologist, social worker, is essential if admission is to be made under the criterion for special medical or social circumstances, and such evidence must set out the particular reasons why the school is question is the most suitable school and the difficulties which would be caused if the child had to attend another school.
- (b) By "faithful and regular" we mean attendance at a minimum of two services per month for at least six months prior to the closing date for applications. A supplementary form signed by a minister or other church officer will be required as evidence under this criteria
- (c) A parent is any person who has parental responsibility or care of the child. Where admission arrangements refer to 'parent's attendance at church' it is sufficient for just one parent to attend.
- (d) A map showing the Parish boundaries is available from the school and on the school website. A map

showing the school catchment area is available from school and is also on the school and Local Authority websites.

- (e) Sibling refers to brother or sister, half brother or sister, adopted brother or sister, step brother or sister, or the child of the parent/carer's partner, and in every case, the child should be living in the same family unit at the same address.
- (f) All children with birthdays between 1 September and 31 August are admitted in September. For children with a birthday after Christmas or after Easter parents may defer entry until later in the year or choose to take up the place on a part-time basis; the headteacher should be consulted if this option is being considered.

Our Lady Star of the Sea Catholic Primary School

1. Baptised Roman Catholic Looked After Children and previously Looked After Children
2. Baptised Roman Catholic children resident in the area of the former parish of Our Lady Star of the Sea, now within the Parish of Our Lady Star of the Sea and St Bernard of Clairvaux
3. Children who have a sibling in the school at the time of admission
4. Baptised Roman Catholic children resident in other parishes who already attend Our Lady's Nursery
5. Baptised Roman Catholic children resident in other parishes
6. Non Roman Catholic Looked After Children and previously Looked After Children
7. Non Roman Catholic children who already attend Our Lady's Nursery
8. Other non Roman Catholic children whose parents wish them to have a Catholic education.

Notes

- (a) All applicants will be considered at the same time and after the closing date for admissions as published by the local authority.
- (b) A Looked After Child is a child who is (a) in the care of a Local Authority, or (b) being provided with accommodation by a Local Authority in the exercise of their Social Services function (under section 22(1) of the Children Act 1989). A previously Looked After Child is one who immediately moved on from that status after becoming subject to an adoption, residence or special guardianship order.

- (c) All Catholic applicants will be required to produce baptismal certificates.
- (d) It is the duty of governors to comply with class size limits at Key Stage One.
- (e) If category (2) is oversubscribed, children who satisfy (2) and (3) will have priority over children who satisfy only (2). Subsequently if in this or any other category there are more applications than places available, priority will be given on the basis of distance from home to school. Distance will be measured using Ordnance Survey mapping in conjunction with Local Land and Property Gazetteer (LLPG) to identify each property and each school. A straight line measurement in miles is taken from the place of residence to the school to calculate the distance, with those living nearer to the school having priority. In the event of distances being the same for 2 or more applicants where this distance would be last place/s allocated, a random lottery will be carried out in a public place. All the names will be entered into a hat and the required number of names will be drawn out.
- (f) Where a child lives with parents with shared responsibility, each for part of a week, the child's "permanent place of residence" will be determined as the address of the parents who normally has responsibility for the majority of school days in a week.
- (g) Sibling is defined as a brother or sister, half brother or sister, adopted brother or sister, step brother or sister, or the child of the parent/carer's partner where the child for whom the school place is sought is living in the same family unit at the same address as that sibling.
- (h) A waiting list for children who have not been offered a place will be kept and will be ranked according to the Admission Criteria.
- (i) For 'In Year' applications received outside the normal admissions round and if places are available then children qualifying under the published criteria will be admitted. If there are places available but more applicants than places then the published oversubscription criteria will be applied.
- (j) If an application for admission has been turned down by the Governing Body, parents can appeal to an Independent Appeals Panel. Parents must be allowed at least 21 school days from the date of notification that their application was unsuccessful to submit that appeal. Parents must give reasons for appealing in writing and the decision of the Appeals Panel is binding on the Governors.
- (k) The Governing Body reserve the right to withdraw the offer of a school place where false evidence is received in relation to baptism, sibling connections or place of residence.

Saighton CE Primary School

1. Looked after children – a 'looked after child' is a child who is in the care of the local authority or provided with accommodation by that authority (as defined in section 22 of the Children Act 1989) or a child who was previously looked after but immediately after being looked after became subject to an adoption, residence, or special guardianship order 67.
 2. Children with special medical or social circumstances affecting the child where these needs can only be met at this school.
 3. Children resident in the parishes of Bruera and Aldford and the part of Huntington in St. Luke's parish that was previously in the parish of Bruera prior to 2013. A map is available from the school and on the school website.
 4. Children who have a sibling in school who will still be attending school the following year.
 5. Children whose parents are faithful and regular worshippers in the Parish Church(es) of St Mary the Virgin, Bruera and St John the Baptist, Aldford.
 6. Children whose parents are faithful and regular worshippers in a neighbouring Anglican Church for whom this is the closest Church of England school measured using Ordnance Survey mapping in conjunction with Local Land and Property Gazetteer (LLPG) to identify each property and each school. A straight line measurement in miles is taken from the place of residence to the school to calculate the distance, with those living closer to the school receiving the higher priority.
 7. Children whose parents are faithful and regular worshippers of another Christian denomination, as recognised by Churches Together in Britain and Ireland and for whom this is the closest Church of England school, measured using Ordnance Survey mapping in conjunction with Local Land and Property Gazetteer (LLPG) to identify each property and each school. A straight line measurement in miles is taken from the place of residence to the school to calculate the distance, with those living closer to the school receiving the higher priority.
 8. Other children
- (b) By "faithful and regular" we mean attendance at a minimum of two services per month for at least six months prior to the closing date for applications. A letter from your incumbent or minister or other church officer will be required as proof of attendance.
 - (c) A map showing the boundaries is available from school.
 - (d) Where the above criteria are not adequate to distinguish between requests for admission which cannot all be accepted without exceeding the admission limit, priority will be decided on the basis of the distance from the school to home measured using Ordnance Survey mapping in conjunction with Local Land and Property Gazetteer (LLPG) to identify each property and each school. A straight line measurement in miles is taken from the place of residence to the school to calculate the distance, with those living closer to the school receiving the higher priority. In the event of a tie-break on distance a random paper draw will be undertaken by an independent body.
 - (e) All children with birthdays between 1 September and 31 August are admitted in September. For children with a birthday after Christmas or after Easter parents may defer entry until later in the year and the headteacher should be consulted if this option is being considered.
 - (f) A parent is any person who has parental responsibility or care of the child. Where admission arrangements refer to 'parent's attendance at church' it is sufficient for just one parent to attend.
 - (g) Siblings include step, half, foster, adopted brothers and sisters living at the same address and full brother and sister living apart.
 - (h) Where the 30th child is a sibling, as in the case of twins, then governors may admit above the infant class size limit if it is possible to do so.

Notes

- (a) Professional supporting evidence from eg a doctor, psychologist, social worker, is essential if admission is to be made under the criterion for special medical or social circumstances, and such evidence must set out the particular reasons why the school is question is the most suitable school and the difficulties which would be caused if the child had to attend another school.

St Bede's Catholic Primary School

1. Baptised Roman Catholic Looked After Children and previously Looked After Children
2. Baptised Roman Catholic children who have a sibling in the school at the time of admission
3. Baptised Roman Catholic children resident within the former parish boundaries of St Bede's, Weaverham*
4. Baptised Roman Catholic children resident in other parishes
5. Other Looked After Children and previously Looked After Children

6. Other children who have a sibling in the school at the time of admission
7. Children of staff employed by the school
8. Other children

Notes

- a) All applicants will be considered at the same time and after the closing date for admissions which is provided by the LA.
- b) A Looked After Child is a child who is (a) in the care of a Local Authority, or (b) being provided with accommodation by a Local Authority in the exercise of their Social Services functions (under section 22(1) of the Children Act 1989). A previously Looked After Child is one who immediately moved on from that status after becoming subject to an adoption, residence or special guardianship order.
- c) For a child to be considered as a Roman Catholic evidence of such Baptism will be required.
- d) It is the duty of governors to comply with regulations on class size limits at Key Stage One. The Governing Body may exceed the regulations for twins, siblings in the same year group and children from multiple births where one of the children is the 30th child admitted.
- e) If in any category there are more applications than places available, priority will be given on the basis of distance from home to school. Distance will be measured using Ordnance Survey mapping in conjunction with Local Land and Property Gazetteer (LLPG) to identify each property and each school. A straight line measurement in miles is taken from the place of residence to the school to calculate the distance, with those living nearer to the school having priority. If the distance is the same for two or more applicants where this would be last place/s to be allocated, a random lottery will be carried out in a public place.
- f) Where a child lives with parents with shared responsibility, each for part of a week, the child's "permanent place of residence" will be determined as the address of the parent who normally has responsibility for the majority of school days in a week.
- g) Sibling is defined as a brother or sister, half brother or sister, adopted brother or sister, step brother or sister, or the child of the parent/carer's partner where the child for whom the school place is sought is living in the same family unit at the same address as that sibling.
- h) A waiting list for children who have not been offered a place will be kept and will be ranked according to the Admission Criteria. Parents will be informed of their child's position on the waiting list which will not be operated for longer than the end of the Autumn Term.
- i) For 'In Year' applications received outside the normal admissions round and if places are available then children qualifying under the published criteria will be admitted. Direct application to the school can now be made under this heading. If there are places available but more applicants than places then the published oversubscription criteria will be applied.
- j) If an application for admission has been turned down by the Governing Body, parents can appeal to an Independent Appeals Panel. Parents must be allowed at least twenty school days from the date of notification that their application was unsuccessful to submit that appeal. Parents must give reasons for appealing in writing and the decision of the Appeals Panel is binding on all parties.
- k) Parents can request that the date their child, if below compulsory school age, is admitted to school is deferred to later in the school year or until the term when they reach compulsory school age.
- l) The Governing Body reserve the right to withdraw the offer of a school place where false evidence is received in relation to baptism, sibling connections or place of residence.
- m) Children of staff employed by the school – priority may be given with the admissions criteria to children of staff as follows:

Where the member of staff has been employed by the school for two or more years at the time at which the application for admission to the school is made, and/or

The member of staff is recruited to fill a vacant post for which there is demonstrable skill shortage (It is anticipated by the Dioceses that any decisions under this heading will not cut across the priority afforded to baptised Roman Catholic candidates.)
- n) St John Vianney is the new Roman Catholic Parish covering Barnton, Northwich and Weaverham. The three parishes of Our Lady of Fatima Barnton, St Wilfrid's, Northwich and St Bede's, Weaverham were dissolved by Episcopal Decree upon the establishment of the parish of St John Vianney, which was established on 31st March 2013. For the purposes of admissions the former parish boundary denotes the catchment area of St Bede's Catholic Primary School within the new larger parish boundaries.

St Clare's Catholic Primary School

1. Looked after children and previously Looked After Children – A Looked After Child is a child who is (a) in the care of a Local Authority, or (b) being provided with accommodation by a Local Authority in the exercise of their Social Services functions (under section 22(1) of the Children Act 1989). A previously Looked After Child is one who immediately moved on from that status after becoming subject to an adoption, residence or special guardianship order.
2. Baptised Catholic children from the parish of St Clare and St Francis.
3. Children who have a siblings at the school at the time of admission.
4. Baptised Catholic children from other parishes.
5. Non Catholic children whose parents wish them to have a Catholic education.

Notes

- a) All applicants will be considered at the same time and after the closing date for admissions as set by the L A.
- b) All Catholic applicants may be required to produce baptismal certificates.
- c) It is the duty of governors to comply with class size guidelines at Key Stage One.
- d) Siblings are defined as brothers or sisters, step-brothers or step sisters, half-brothers and half-sisters, adopted brothers or sisters living together as part of one household.
- e) A parent is any person who has parental responsibility or care of the child.
- f) If category (2) is oversubscribed, children who satisfy (2) and (3) will have priority over children who satisfy only (2). Subsequently if in this or any other category there are more applications than places available, priority will be given on the basis of distance from home to school measured using Ordnance Survey mapping in conjunction with Local Land and Property Gazetteer (LLPG) to identify each property and each school. A straight line measurement in miles is taken from the place of residence to the school to calculate the distance. In the event of distances being the same for 2 or more applicants where this distance would be last place/s to be allocated, a random lottery will be carried out in a public place. All the names will be entered into a hat and the required number of names will be drawn out.

In relation to children of multiple births, exceptionally it may be necessary to offer places over the published admissions number. This is to ensure that, as far as possible, siblings (i.e. twins, triplets or children from other multiple births) can attend the same school. This exception will only apply if the admission is compatible with the duty to comply with infant class size legislation. Where necessary, allocation will be undertaken by a random lottery carried out in a public place.

- g) Any waiting list will be held until the end of the Autumn Term
- h) The Governing Body reserve the right to admit children with proven and exceptional medical or social needs where admission to the school might best help satisfy those exceptional needs, providing that such application is submitted with appropriate evidence or reports from a doctor or social worker.
- i) For occasional applications received outside the normal admissions round and if places are available then children qualifying under the published criteria will be admitted. If there are places available but more applications than places then the published over subscription criteria will be applied. Late applications will be treated as per the co-ordinated arrangements published by the L A.
- j) If an application for admission has been turned down by the Governing Body, parents can appeal to an Independent Appeals Panel. Parents must be allowed at least twenty school days from the date of notification that their application was unsuccessful to submit that appeal. Parents must give reasons for appealing in writing and the decision of the Appeals Panel is binding on the Governors.

St Joseph's Catholic Primary School

1. Looked after children – a 'looked after child' is a child who is in the care of the local authority or provided with accommodation by that authority (as defined in section 22 of the Children Act 1989) or previously looked after but ceased to be so because they were adopted (or became subject to a residence, or special guardianship order)
2. Baptised Catholic children from the parish of St. Joseph's, Winsford.
3. Children who have a sibling at the school at the time of admission.
4. Baptised Catholic children from other parishes.
5. Non-Catholic children whose parents wish them to have a Catholic education.

Notes

- a. All applications will be considered at the same time and after the closing date for admissions
- b. All Catholic applicants will be required to produce baptismal certificates.
- c. It is the duty of governors to comply with class size limits at Key Stage 1.
- d. Siblings are defined as brothers or sisters, step-brothers or step sisters, half-brothers and half-sisters, adopted brothers or sisters living together as part of one household.
- e. A parent is any person who has parental responsibility or care of the child.
- f. If category 2 is oversubscribed, children who satisfy 2 and 3 will have priority over children who satisfy 2 only. Subsequently if in this or any other category there are more applications than places available, priority will be given on the basis of distance from home to school measured using Ordnance Survey mapping in conjunction with Local Land and Property Gazetteer (LLPG) to identify each property and each school. A straight line measurement in miles is taken from the place of residence to the school to calculate the distance. In the event of distances being the same for 2 or more applicants where this distance would be last place/s to be allocated, a random lottery will be carried out in a public place. All the names will be entered into a hat and the required number of names will be drawn out.
- g. The Governing Body reserve the right to admit children with proven and exceptional medical or social needs where admission to the school might best help satisfy those exceptional needs, providing that such application is submitted with appropriate evidence or reports from a doctor or social worker.
- h. For occasional application received outside the normal admissions round and if places are available then children qualifying under the published criteria will be admitted. If there are places available but more applicants than places then the published oversubscription criteria will be applied.
- i. If an application for admission has been turned down by the Governing Body, parents can appeal to an Independent Appeals Panel. This appeal must be sent in writing to the Clerk to the Governors at the school within 20 days of refusal. Parents must give reasons for appealing in writing and the decision of the Appeals Panel is binding on the Governors.

St Luke's Catholic Primary School

1. Looked After Children and previously Looked after Children;.
2. Baptised Catholic children from the parish of St Luke's.
3. Children who have a brother or a sister at the school at the time of admission.
4. Baptised Catholic children from other parishes.
5. Non-Catholic children whose parents wish them to have a Catholic education.

Notes

- a) A Looked After Child is a child who is (a) in the care of a Local Authority, or (b) being provided with accommodation by a Local Authority in the exercise of their Social Services functions (under section 22(1) of the Children Act 1989).

A previously Looked After Child is one who immediately moved on from that status after becoming subject to an adoption, residence or special guardianship order.

- b) All applicants will be considered at the same time and after the closing date for admissions as published by the local authority.
- c) All Catholic applicants will be required to produce baptismal certificates.
- d) It is the duty of governors to comply with class size limits at Key Stage 1.
- e) If category (1) is oversubscribed, children who satisfy (1) and (2) will have priority over children who satisfy (1) only. Subsequently if in this or any other category there are more applications than places available, priority will be given on the basis of distance from home to school. Distance will be measured using Ordnance Survey mapping in conjunction with Local Land and Property Gazetteer (LLPG) to identify each property and each school. A straight line measurement in miles is taken from the place of residence to the school to calculate the distance, those living nearer to the school having priority.
- f) If the school is named in a statement of special educational needs the Governing Body has a duty to admit the child to the school. Where applications are received from Catholic and other children in public care they will respectively be admitted to the school in that priority order and in advance of the outlined order of criteria.

- g) For occasional applications received outside the normal admissions round and if places are available then children qualifying under the published criteria will be admitted. If there are places available but more applicants than places then the published oversubscription criteria will be applied.
- h) Occasional and late applications will be treated as per the admissions arrangements published by the Local Education Authority.
- i) If an application for admission has been turned down by the Governing Body, parents can appeal to an Independent Appeals Panel. Parents must be allowed at least twenty school days from the date of notification that their application was unsuccessful to submit that appeal. Parents must give reasons for appealing in writing and the decision of the Appeals Panel is binding on all parties. A waiting list for children who have not been offered a place will be kept and will be ranked according to the Admission Criteria. Parents will be informed of their child's position on the waiting list which will not be operated for longer than the end of the Autumn Term.
- (d) It is the duty of governors to comply with regulations on class size limits at Key Stage One. The Governing Body may exceed the regulations for twins, siblings in the same year group and children from multiple births where one of the children is the 30th child admitted.
- (e) If in any category there are more applications than places available, priority will be given on the basis of distance from home to school. Distance will be measured using Ordnance Survey mapping in conjunction with Local Land and Property Gazetteer (LLPG) to identify each property and each school. A straight line measurement in miles is taken from the place of residence to the school to calculate the distance; with those living nearer to the school having priority. In the event of distances being the same for 2 or more applicants where this distance would be last place/s to be allocated, a random lottery will be carried out in a public place.
- (f) Where a child lives with parents with shared responsibility, each for part of a week, the child's "permanent place of residence" will be determined as the address of the parent who normally has responsibility for the majority of school days in a week.

St Mary of the Angels Catholic Primary School

1. Looked After Children and previously Looked After Children.
 2. Children who have a sibling in the school at the time of admission.
 3. Baptised Catholic children resident in the parish of St Mary of the Angels.
 4. Baptised Catholic children from other parishes.
 5. Other children.
- (g) Sibling is defined as a brother or sister, half brother or sister, adopted brother or sister, step brother or sister, or the child of the parent/carer's partner where the child for whom the school place is sought is living in the same family unit at the same address as that sibling.
 - (h) A waiting list for children who have not been offered a place will be kept and will be ranked according to the Admission Criteria. Parents will be informed of their child's position on the waiting list which will not be operated for longer than the end of the Autumn Term.

Notes

- (a) All applicants will be considered at the same time and after the published closing date for admissions which is 15 January 2015.
- (b) A Looked After Child is a child who is (a) in the care of a Local Authority, or (b) being provided with accommodation by a Local Authority in the exercise of their Social Services functions (under section 22(1) of the Children Act 1989). A previously Looked After Child is one who immediately moved on from that status after becoming subject to an adoption, residence or special guardianship order.
- (c) For a child to be considered as Catholic, evidence of Catholic Baptism will be required, before offers are made.
- (i) For 'In Year' applications received outside the normal admissions round, and if places are available, then children qualifying under the published criteria will be admitted. Direct application to the school can now be made under this heading. If there are places available but more applicants than places then the published oversubscription criteria will be applied.
- (j) If an application for admission has been turned down by the Governing Body, parents can appeal to an Independent Appeals Panel. Parents must be allowed at least twenty school days from the date of notification that their application was unsuccessful to submit that appeal. Parents must give reasons for appealing in writing and the decision of the Appeals Panel is binding on the Governors.

- (k) Parents can request that the date their child, if below compulsory school age, is admitted to school is deferred to later in the school year or until the term when they reach compulsory school age.
- (l) The Governing Body reserve the right to withdraw the offer of a school place where false evidence is received in relation to baptism, sibling connections or place of residence.

St Oswald's CE Aided Primary School

1. Looked after children
Looked after children and previously looked after children who were looked after, but ceased to be so because they were adopted (or become subject to a residence order or special guardianship order)

2. Children resident in the parish of St. Oswald's, Backford. A map showing the parish is available from the school and on its website.

"Resident" refers to the child's permanent home at the proposed date of admission. If the address changes subsequently, the parents should notify the school. Where the parents live at different addresses, the current-at-the-time-of-application, normal address of the child will be the one used. This will normally be the one where the child wakes up for the majority of Monday to Friday mornings. Parents may be asked to show evidence of the claim that is being made for the address. Where there is a dispute about the correct address to use, the governors reserve the right to make enquiries of any relevant third parties eg the child's GP. For children of UK Service personnel and other Crown Servants returning to the area, proof of the posting is all that is required.

3. Children who have a sibling in St Oswald's school who will be attending St Oswald's the following year.

"Siblings are defined as brothers or sisters, step - brothers or step - sisters, half-brothers or half-sisters, adopted brothers or sisters living together as part of one household."

4. Children whose families are faithful and regular worshippers in St Oswald's Parish Church.

By "faithful and regular" we mean attendance at a minimum of one main Sunday service per month.

A supplementary form signed by a minister or other church officer will be required as evidence under this criteria.

Family members in this context include parents and siblings, as defined above. A parent is any person who has parental responsibility or care of the child.

Where admission arrangements refer to 'parent's attendance at church' it is sufficient for just one parent to attend.

5. Children with special medical or social circumstances.

Supporting letters from Social Worker, or Medical Specialist, explaining why this school is the most appropriate is required and should be included, in a sealed envelope, with the application form and supplementary form.

6. Children whose families are faithful and regular worshippers in a neighbouring Church of England parish church for whom this is the nearest Church of England Aided School.

By "faithful and regular" we mean attendance at a minimum of one main Sunday service per month.

A supplementary form signed by a minister or other church officer will be required as evidence under this criteria.

Family members in this context include parents and siblings only. A parent is any person who has parental responsibility or care of the child. Where admission arrangements refer to 'parent's attendance at church' it is sufficient for just one parent to attend. Distance is measured using Ordnance Survey mapping in conjunction with Local Land and Property Gazetteer (LLPG) to identify each property and each school. A straight line measurement in miles is taken from the place of residence to the school to calculate the distance

7. Children whose families are faithful and regular worshippers of another Christian denomination, as recognised by Churches Together in Britain and Ireland and for whom this is the closest Church of England school.

By "faithful and regular" we mean attendance at a minimum of one main Sunday service per month.

A supplementary form signed by a minister or other church officer will be required as evidence under this criteria.

Family members in this context include parents and siblings, as defined in Criteria 3. A parent is any person who has parental responsibility or care of the child. Where admission arrangements refer to 'parent's attendance at church' it is sufficient for just one parent to attend. Distance is measured using Ordnance Survey mapping in conjunction with Local Land and Property Gazetteer (LLPG) to identify each property and each school. A straight line measurement in miles is taken from the place of residence to the preferred school to calculate the distance

8. Children who live nearest to the school.

Distances are measured using Ordnance Survey mapping in conjunction with Local Land and Property Gazetteer (LLPG) to identify each property and each school. A straight line measurement in miles is taken from the place of residence to the preferred school to calculate the distance.'

If there are not enough places to admit all applicants meeting any one criterion, the Governors will apply the subsequent criteria, in order of priority to all these applicants.

St Saviour's Catholic Primary School

- 1) Looked After Children and previously Looked After Children.
- 2) Baptised Catholic children resident in the parish of St Saviour's
- 3) Children who have a sibling in the school at the time of admission.
- 4) Children who have attended St Saviour's Pre-School.
- 5) Baptised Catholic children from other parishes.
- 6) Other children.

NOTES

- (a) All applicants will be considered at the same time and after the closing date for admissions which is 16th January 2015.
- (b) A Looked After Child is a child who is (a) in the care of a Local Authority, or (b) being provided with accommodation by a Local Authority in the exercise of their Social Services functions (under section 22(1) of the Children Act 1989). A previously Looked After Child is one who immediately moved on from that status after becoming subject to an adoption, residence or special guardianship order.
- (c) For a child to be considered as Catholic, evidence of Catholic Baptism will be required, before offers are made.
- (d) It is the duty of governors to comply with regulations on class size limits at Key Stage One. The Governing Body may exceed the regulations for twins, siblings in the same year group and children from multiple births where one of the children is the 30th child admitted.

(e) If in any category there are more applications than places available, priority will be given on the basis of distance from home to school. Distance will be measured using Ordnance Survey mapping in conjunction with Local Land and Property Gazetteer (LLPG) to identify each property and each school. A straight line measurement in miles is taken from the place of residence to the school to calculate the distance, with those living nearer to the school having priority. In the event of distances being the same for 2 or more applicants where this distance would be last place/s to be allocated, a random lottery will be carried out in a public place. All the names will be entered into a hat and the required number of names will be drawn out.

- (f) Where a child lives with parents with shared responsibility, each for part of a week, the child's "permanent place of residence" will be determined as the address of the parent who normally has responsibility for the majority of school days in a week.
- (g) Sibling is defined as a brother or sister, half brother or sister, adopted brother or sister, step brother or sister, or the child of the parent/carer's partner where the child for whom the school place is sought is living in the same family unit at the same address as that sibling.
- (h) A waiting list for children who have not been offered a place will be kept and will be ranked according to the Admission Criteria. Parents will be informed of their child's position on the waiting list which will not be operated for longer than the end of the Autumn Term.
- (i) For 'In Year' applications received outside the normal admissions round, and if places are available, then children qualifying under the published criteria will be admitted. If there are places available but more applicants than places then the published oversubscription criteria will be applied.
- (j) If an application for admission has been turned down by the Governing Body, parents can appeal to an Independent Appeals Panel. Parents must be allowed at least twenty school days from the date of notification that their application was unsuccessful to submit that appeal:

The Clerk to the Governors
St Saviour's Catholic Primary School
Seacombe Drive
Great Sutton
Ellesmere Port
CH66 2BD

wParents must give reasons for appealing in writing and the decision of the Appeals Panel is binding on the Governors.

- (k) Parents can request that the date their child, if below compulsory school age, is admitted to school is deferred to later in the school year or until the term when they reach compulsory school age.
- (l) The Governing Body reserve the right to withdraw the offer of a school place where false evidence is received in relation to baptism, sibling connections or place of residence.

St Theresa's Catholic Primary School

1. Looked after children – a 'looked after child' is a child who is in the care of the local authority or provided with accommodation by that authority (as defined in section 22 of the Children Act 1989) or previously looked after but ceased to be so because they were adopted (or subject to a residence, or special guardianship order)
2. Baptised Catholic children from the parish(es) of Blacon and Saughall.
3. Children who have a sibling at the school at the time of admission and expected to continue the following year.
4. Baptised Catholic children from other parishes.
5. Non Catholic children whose parents wish them to have a Catholic education. These places will be allocated according to pupils living nearest to the school (Distance) measured using Ordnance Survey mapping in conjunction with Local Land and Property Gazetteer (LLPG) to identify each property and each school. A straight line measurement in miles is taken from the place of residence to the school to calculate the distance.

Notes:

- a) All applicants will be considered at the same time and after the closing date for admissions which is in line with County Guidelines.
- b) All Catholic applicants will be required to produce baptismal certificates.
- c) It is the duty of governors to comply with class size limits at Key Stage One.
- d) Sibling refers to pupils with brothers or sisters, step-brothers or step-sisters, half-brothers and half-sisters, adopted brothers or sisters living together as part of one household, already attending the preferred school and expected to continue at the school in the following year.

- e) In relation to children of multiple births, exceptionally it may be necessary to offer places over the published admission number. This is to ensure that, as far as possible, siblings (i.e. twins, triplets or children from other multiple births) can attend the same school. This exception will only apply if the admission is compatible with the duty to comply with infant class size legislation. Where necessary, random allocation will be undertaken to determine the place or places offered. The random lottery will be carried out in a public place and supervised by someone independent of the school. All the names will be entered into a hat and the required number of names will be drawn out. Parents will be notified of their legal right of appeal in respect of the unsuccessful application/s for the other child/ children.

- f) If category (2) is oversubscribed, children who satisfy (2) and (3) will have priority over children who satisfy only (2). Subsequently if in this or any other category there are more applications than places available, priority will be given on the basis of distance from home to school, those living nearer to the school having priority, i.e. pupils living nearest to the school measured using Ordnance Survey mapping in conjunction with Local Land and Property Gazetteer (LLPG) to identify each property and each school. A straight line measurement in miles is taken from the place of residence to the school to calculate the distance
- g) The Governing Body reserve the right to admit children with proven and exceptional medical and social needs where admission to the school might best help satisfy those exceptional needs, providing that such application is submitted with appropriate evidence or reports from a doctor or social worker.
- h) For occasional applications received outside the normal admissions round and if places are available then children qualifying under the published criteria will be admitted. If there are places available but more applicants than places then the published oversubscription criteria will be applied. Occasional and late applications will be treated as per the admissions arrangements published by the Local Education Authority.
- i) If an application for admission has been turned down by the Governing Body, parents can appeal to an Independent Appeals Panel. This appeal must be sent in writing to the Clerk to the Governors at the school within 20 days of refusal. Parents must give reasons for appealing in writing and the decision of the Appeals Panel is binding on the Governors.

St Werburgh's & St Columba's Catholic Primary School

1. Baptised Catholic Looked After Children or a child who was previously looked after but ceased to be so because they were adopted (or became subject to a residence, or special guardianship order).
2. Baptised Catholic children who have a sibling in the school at the time of admission
3. Baptised Catholic children from the parish(es) of St Werburgh's and St Columba's
4. Baptised Catholic children from other parishes
5. Non Catholic children who are in the care of the Local Authority (Looked after children) (please see criterion 1 for clarification)
6. Non Catholic children who have a sibling in the school at the time of admission
7. Other non Catholic children whose parents wish them to have a Catholic education.

Notes

- a) All applicants will be considered at the same time and after the closing date for admissions
- b) All Catholic applicants will be required to produce baptismal certificates at the point of application.
- c) It is the duty of governors to comply with class size limits at Key Stage One.
- d) If category (3) is oversubscribed, children who satisfy (2) and (3) will have priority over children who satisfy only (3). Subsequently if in this or any other category there are more applications than places available, priority will be given on the basis of distance from home to school. Distance will be measured using Ordnance Survey mapping in conjunction with Local Land and Property Gazetteer (LLPG) to identify each property and each school. A straight line measurement in miles is taken from the place of residence to the school to calculate the distance, with those living nearer to the school having priority. In the event of distances being the same for 2 or more applicants where this distance would be last place/s to be allocated, a random lottery will be carried out in a public place. All the names will be entered into a hat and the required number of names will be drawn out.
- e) Sibling is defined as a brother or sister, half brother or sister, adopted brother or sister, step brother or sister, or the child of the parent/carer's partner where the child for whom the school place is sought is living in the same family unit at the same address as that sibling.

- f) A waiting list for children who have not been offered a place will be kept and will be ranked according to the Admission Criteria. Parents will be informed of their child's position on the waiting list which will not be operated for longer than the end of the Autumn term.
- g) For 'In Year' applications received outside the normal admissions round and if places are available then children qualifying under the published criteria will be admitted. If there are places available but more applicants than places then the published oversubscription criteria will be applied. 'In Year' and late applications will be treated as per the admissions arrangements published by the Local Authority.
- h) If an application for admission has been turned down by the Governing Body, parents can appeal to an Independent Appeals Panel. Parents must be allowed at least twenty school days from the date of notification that their application was unsuccessful to submit that appeal. Parents must give reasons for appealing in writing and the decision of the Appeals Panel is binding on the Governors.
- i) The Governing Body reserve the right to withdraw the offer of a school place where false evidence is received in relation to baptism, sibling connections or place of residence.
- j) In relation to children of multiple births, exceptionally it may be necessary to offer places over the published admission number. This is to ensure that, as far as possible, siblings (i.e. twins, triplets or children from other multiple births) can attend the same school. This exception will only apply if the admission is compatible with the duty to comply with infant class size legislation. Where necessary, random allocation will be undertaken by an independent body to determine the place or places offered. Parents will be notified of their legal right of appeal in respect of the unsuccessful application/s for the other child/children.



St Wilfrid's Catholic Primary School

1. Baptised Catholic Looked After Children and previously Looked After Children
2. Baptised Catholic children who have a sibling in the school at the time of admission
3. Baptised Catholic children resident in the parish(es) of St Wilfrid's, Our Lady of Fatima and St Thomas a Beckett
4. Baptised Catholic children from other parishes
5. Non Catholic Looked After Children and previously Looked After Children
6. Non Catholic children who have a sibling in the school at the time of admission
7. Other children.

NOTES

- a) All applicants will be considered at the same time and after the closing date for admissions which is 15 January 2015.
- b) A Looked After Child is a child who is (a) in the care of a Local Authority, or (b) being provided with accommodation by a Local Authority in the exercise of their Social Services functions (under section 22(1) of the Children Act 1989). A previously Looked After Child is one who immediately moved on from that status after becoming subject to an adoption, residence or special guardianship order.
- c) For a child to be considered as a Catholic evidence of a Catholic Baptism will be required.
- d) It is the duty of governors to comply with regulations on class size limits at Key Stage One.
- e) If in any category there are more applications than places available, priority will be given on the basis of distance from home to school. Distance will be measured using Ordnance Survey mapping in conjunction with Local Land and Property Gazetteer (LLPG) to identify each property and each school. A straight line measurement in miles is taken from the place of residence to the school to calculate the distance, with those living nearer to the school having priority. In the event of distances being the same for 2 or more applicants where this distance would be last place/s to be allocated, a random lottery will be carried out in a public place. All the names will be entered into a hat and the required number of names will be drawn out.

- f) Where a child lives with parents with shared responsibility, each for part of a week, the child's "permanent place of residence" will be determined as the address of the parent who normally has responsibility for the majority of school days in a week.
- g) Sibling is defined as a brother or sister, half brother or sister, adopted brother or sister, step brother or sister, or the child of the parent/carer's partner where the child for whom the school place is sought is living in the same family unit at the same address as that sibling.
- h) A waiting list for children who have not been offered a place will be kept and will be ranked according to the Admission Criteria. Parents will be informed of their child's position on the waiting list which will not be operated for longer than the end of the Autumn Term.
- i) For 'In Year' applications received outside the normal admissions round and if places are available then children qualifying under the published criteria will be admitted. If there are places available but more applicants than places then the published oversubscription criteria will be applied.
- j) 'If an application for admission has been turned down by the Governing Body, parents can appeal to an Independent Appeals Panel. Parents must be allowed at least twenty school days from the date of notification that their application was unsuccessful to submit that appeal. Parents must give reasons for appealing in writing and the decision of the Appeals Panel is binding on the Governors.
- k) Parents can request that the date their child, if below compulsory school age, is admitted to school is deferred to later in the school year or until the term when they reach compulsory school age.
- l) The Governing Body reserve the right to withdraw the offer of a school place where false evidence is received in relation to baptism, sibling connections or place of residence.



St Winefride's Catholic Primary School

1. Catholic 'Looked After' children, previously 'Looked After' children (b)
2. Baptised Catholic children who have a sibling in the school at time of admission (c)
3. Baptised Catholic children from the parish of St. Winefride's. (c)
4. Baptised Catholic children from other parishes. (c)
5. 'Looked After' children, previously 'Looked After' children (b)
6. Other children who have a sibling in the school at the time of admission.
7. Other children.

Notes

- a. All applicants will be considered at the same time and after the closing date for admissions which is (date to be advised by LA).
- b. A 'Looked After' child is a child who is (a) in the care of the Local Authority, or (b) being provided with accommodation by a Local Authority in the exercise of their Social Services functions (under Section 22 (1) of the Children's Act 1989). A previously Look After Child is one who immediately moved on from that status after becoming subject to an adoption, residence or special guardianship order.
- c. For a child to be considered as a Catholic, evidence of a Catholic baptism will be required.
- d. It is the duty of governors to comply with class size limits at Key Stage One. The Governing Body may exceed the regulations for twins, siblings in the same year group and children from multiple births where one of the children is the 30th child admitted.

If in any category there are more applications than places available, priority will be given on the basis of distance from home to school. Distance will be measured using Ordnance Survey mapping in conjunction with Local Land and Property Gazetteer (LLPG) to identify each property and each school. A straight line measurement in miles is taken from the place of residence to the school to calculate the distance, with those living nearer to the school having priority. In the event of distances being the same for 2 or more applicants where this distance would be last place/s to be allocated, a random lottery will be carried out in a public place. All the names will be entered into a hat and the required number of names will be drawn out.



- e. Where a child lives with parents with shared responsibility, each part of a week, the child's "permanent place of residence" will be determined as the address of the parent who normally has responsibility for the majority of the school days in a week.
- f. Siblings is defined as a brother or sister, step brother or sister, half-brother or sister, adopted brother or sister, or the child of the parent/carer's partner where the child for whom the school place is sought is living in the same family unit at the same address as that sibling.
- g. A waiting list for children who have not been offered a place will be kept and will be ranked according to the Admission Criteria. Parents will be informed of their child's position on the waiting list which will not be operated for longer than the end of the autumn term.
- h. For 'In Year' applications received outside the normal admissions round and if places are available then children qualifying under the published criteria will be admitted. If there are places available but more applicants than places then the published oversubscription criteria will be applied.
- i. If an application for admission has been turned down by the Governing Body, parents can appeal to an Independent Appeals Panel. This appeal must be sent in writing to the Clerk to the Governors at the school within 20 days of refusal. Parents must give reasons for appealing in writing and the decision of the Appeals Panel is binding on the Governors.
- j. Parents can request that the date their child, if below compulsory school age, is admitted to school is deferred to later in the school year or until the term when they reach compulsory school age.
- k. The Governing Body reserve the right to withdraw the offer of a school place where false evidence is received in relation to baptism, sibling connection or place of residence.



Whitegate Church of England Primary School

1. Looked after children and previously looked after children who were looked after, but ceased to be so because they were adopted (or became subject to a residence order or special guardianship order) – A 'looked after child' is a child who is in the care of the local authority or provided with accommodation by that authority (as defined in section 22 of the Children Act 1989).
2. Children with special medical or social circumstances affecting the child where the needs can only be met at this school. References will be sought from the appropriate medical body to support such an application and such evidence must set out the particular reasons why the school in question is most suitable and the difficulties which would be caused if the child had to attend another school,
3. Children who have a sibling in school who will still be attending school the following year. Sibling refers to pupils with brothers or sisters, step-brothers or step-sisters, half-brothers and half-sisters, adopted brothers or sisters living together as part of one household.
4. Children who are resident within the ecclesiastical parishes of Whitegate or Little Budworth and whose parent(s) *** are on the Church Electoral Roll of either St Mary's, Whitegate or St Peter's, Little Budworth (a map is available from the school)
5. Children who are resident within the civil parish of Whitegate and Marton. A map showing the boundaries is available from the school
6. Children who are not resident within the ecclesiastical parishes of Whitegate or Little Budworth but whose parent(s) *** are on the Church Electoral Role of either St Mary's, Whitegate or St Peter's, Little Budworth**
7. Children who are resident within the ecclesiastical parishes of Whitegate or Little Budworth but whose parent(s) *** are not on the Church Electoral Role of either St Mary's, Whitegate or St Peter's, Little Budworth
8. Children for whom this is the nearest Church of England school on the basis of the distance from school to home measured by the O.S. Mapping System operated by the County and whose families are actively involved in the work and worship of an Anglican church in another parish or another Christian church or its national body being a member of Churches Together in Britain & Ireland. The parents *** must be able to demonstrate their commitment. In order to demonstrate 'commitment' we mean attendance at a minimum of two services per month for at least six months prior to the closing date for applications. A reference may be sought from their minister.

9. Other children.

*Resident refers to the child's permanent home address at the proposed date of admission

Where the above criteria are not adequate to distinguish between requests for admission which cannot all be accepted without exceeding the admission limit, priority will be decided on the basis of the distance from school to home measured using Ordnance Survey mapping in conjunction with Local Land and Property Gazetteer (LLPG) to identify each property and each school. A straight line measurement in miles is taken from the place of residence to the school to calculate the distance, those living nearest being given priority. If more applications are received than can be accepted, the Admissions Panel will use the criteria above to draw up a reserve list so that unexpected vacancies can be filled quickly.

**A map showing the ecclesiastical boundaries is available from the school office.

*** A parent is any person who has parental responsibility or care of the child. Where admission arrangements refer to 'parent's attendance at church' it is sufficient for just one parent to attend.

Witton Church Walk Church of England Aided School

1. A 'Looked after Child' or a child who was previously looked after but ceased to be so because they were adopted (or became subject to a residence, or special guardianship order). A looked after child is a child who is (a) in the care of a local authority, or (b) being provided with accommodation by a local authority in the exercise of their social services functions (see the definition in section 22(1) of the Children Act 1989).
2. Children whose parents are faithful and regular worshippers – see Note (a) - in the Parish Church of St Helen.
3. Children who have a sibling – elder brothers or sisters, step-brothers or step-sisters, half-brothers or half-sisters, adopted brothers or sisters living together as part of one household, already attending Witton Church Walk CE Primary School and who will still be attending the following year.
4. Children whose parents are faithful and regular worshippers of an Anglican Church – see Note (a) - where the parish boundary meets St Helens Parish boundary and for whom this is the closest Church of England school as measured using Ordnance Survey mapping in conjunction with Local Land and Property Gazetteer (LLPG) to identify each property and each school. A straight line measurement in miles is taken from the place of residence to the school to calculate the distance.



5. Children whose parents are faithful and regular worshippers – see Note (a) - of another Christian denomination, as recognised by Churches Together in Britain and Ireland and for whom this is the closest Church of England school as measured using Ordnance Survey mapping in conjunction with Local Land and Property Gazetteer (LLPG) to identify each property and each school. A straight line measurement in miles is taken from the place of residence to the school to calculate the distance.
6. Children whose permanent address at the time of admission is within the existing ecclesiastical parish boundary. A map showing the parish boundary is available from school.
7. Other children. Pupils living nearest to the school measured using Ordnance Survey mapping in conjunction with Local Land and Property Gazetteer (LLPG) to identify each property and each school. A straight line measurement in miles is taken from the place of residence to the school to calculate the distance.




Notes

- (a) By “faithful and regular”, we mean attendance at on average a minimum of one service per month for at least six months prior to the closing date for applications. Please ask your minister to complete Appendix A as proof of regular attendance.
- (b) A parent is any person who has parental responsibility or care of the child. Where admission arrangements refer to ‘parent’s attendance at church’ it is sufficient for just one parent to attend.
- (c) When we cannot accommodate all pupils qualifying under one of the criteria stated above, the next criteria will also be applied to determine priority for admission.

Where it is identified that there are a limited number of places available and the Governing Body cannot differentiate between the applications using the nearest school criterion (criterion 7) a random allocation tie-breaker will be applied. This may be required for example, where applicants reside in the same block of flats or are children of multiple birth living at the same home address.

- (d) All children with birthdays between 1 September and 31 August are admitted in September. For children with a birthday after Christmas or after Easter parents may defer entry until later in the year and the head teacher should be consulted if this option is being considered.





ACADEMIES OVERSUBSCRIPTION CRITERIA

Please Note:

Full details of the policies
can be viewed on the
schools websites

Kelsall Community School

1. SEN - Section 324 of the Education Act 1996 requires a school to admit a child with a statement of special educational needs that names the school.
2. "Looked after children" - A looked after child is a child who is in the care of a LA or provided with accommodation by that authority – as defined in Section 22 of the Children Act 1989 or was previously looked after but ceased to be so because they were adopted (or subject to a residence, or special guardianship order).
3. The school will consider admitting a child for whom advice from a medical practitioner or psychologist following a comprehensive examination report has been provided in support of admission to this school. The report clearly outlines the difficulties that would be caused if the child had to attend another school. This criterion cannot be considered if the required documents have not been received.
4. Siblings – children with younger/elder sister/brother including half sister/brother and unrelated children living together as part of one household already attending Kelsall Primary School (in Reception – Year 6) and expected to continue here the following school year. (i.e. at the time of admission)
5. Children resident within the designated catchment zone of the school, living nearest to the school as measured using an address-point system. (Distances are measured using Ordnance Survey mapping in conjunction with Local Land and Property Gazetteer (LLPG) to identify each property and each school. A straight line measurement in miles is taken from the place of residence to the school to calculate the distance. Where the distance is the same for more than one child a random allocation tie-breaker will be applied).
6. Children living outside the catchment area, the same measurement is taken using Ordnance Survey mapping in conjunction with Local Land and Property Gazetteer (LLPG) to identify each property and each school. A straight line measurement in miles is taken from the place of residence to the school to calculate the distance.



Oak View Academy

1. A 'Looked after child' or a child who was previously looked after but ceased to be so because they were adopted (or became subject to a residence or special guardianship order). A looked after child is a child who is (a) in the care of a local authority, or (b) being provided with accommodation by a local authority in the exercise of their social services functions (see the definition in section 22(1) of the Children Act 1989).
2. Children for whom there are particular medical or social reasons that justify admission to the Academy. Supporting evidence from a registered professional, such as a medical practitioner, psychologist or social worker, may be provided which sets out the particular reasons why the Academy is the most suitable establishment and the difficulties that would be caused if the child had to attend another school. A panel of officers will consider the information presented and will determine whether the evidence is sufficiently compelling to apply this criterion to the application.
3. Siblings – pupils with elder brothers or sisters, stepbrothers or stepsisters, half-brothers or half-sisters, adopted brothers or adopted sisters living together as part of one household, already attending the preferred school.
4. Children resident within the designated catchment zone of the school. Children will be classed within this category if they and their parents/carers are resident within the area served by the school on the closing date for applications.
5. Pupils living nearest to the school. Distances are measured using Ordnance Survey mapping in conjunction with Local Land and Property Gazetteer (LLPG) to identify each property and each school. A straight line measurement in miles is taken from the place of residence to the preferred school to calculate the distance.

Where we cannot accommodate all pupils qualifying fewer than one of the criteria stated above, the next criteria will also be applied to determine priority for admission. For example, if a school cannot accommodate all siblings for whom an application has been received, all sibling applicants will be prioritised in the order of:

Siblings (criterion three) who live within the school's designated catchment area (criterion four)

Siblings (criterion three) who do not live within the school's designated catchment area (criterion five)

All applicants within each criterion will be put into a distance order with priority being given to those that live nearest to the school, as stated in criterion five above.

Where it is identified that there are a limited number of places available and the school cannot differentiate between the applications using the nearest school criterion (criterion five) a random allocation tiebreaker will be applied. This may be required for example, where applicants reside in the same block of flats or are children of a multiple birth living at the same address.

Over Hall Community School – an HTI Academy

- 1) A 'Looked after child' or a child who was previously looked after but ceased to be so because they were adopted (or became subject to a residence or special guardianship order). A looked after child is a child who is (a) in the care of a local authority, or (b) being provided with accommodation by a local authority in the exercise of their social services functions (see the definition in section 22(1) of the Children Act 1989).
- 2) Children for whom there are particular medical or social reasons which, in the academy's view, justifies admission to a particular school. Supporting evidence from a registered professional, such as a medical practitioner, psychologist or social worker, must be provided which sets out the particular reasons why the school in question is the most suitable school and the difficulties that would be caused if the child had to attend another school. A panel of will consider the information presented and will determine whether the evidence is sufficiently compelling to apply this criterion to the application. The academy if it is considered appropriate, will seek the views of the school doctor or educational psychologist in the event of parents requesting admission on medical or psychological grounds. This criterion cannot be considered if the required documents have not been received. If the evidence provided relates to the parent/carer of the child then this must be provided by an individual who is suitably qualified to give a professional opinion on the medical/social circumstances and who has been involved with the parent/carer. A panel of Governors will consider the information presented and determine whether or not the evidence is sufficiently compelling to apply a social criteria. Few applications fall within the medical/ social category.
- 3) Siblings – pupils with brothers or sisters, step-brothers or step-sisters, half-brothers or half-sisters, adopted brothers or adopted sisters living together as part of one household, already attending the preferred school (in years Reception through to Year 5 and expected to continue at the school in the following school year. (i.e. at the time of admission)

- 4) Children resident within the designated catchment zone of the school. Children will be classed within this category if they and their parents/carers are resident within the area served by the school on the closing date for applications.
- 5) Pupils living nearest to the school measured using Ordnance Survey mapping in conjunction with Local Land and Property Gazetteer (LLPG) to identify each property and each school. A straight line measurement in miles is taken from the place of residence to the school to calculate the distance.

Where the academy cannot accommodate all pupils qualifying under one of the criteria stated above, the next criteria will also be applied to determine priority for admission. For example, if the academy cannot accommodate all siblings for whom an application has been received, all sibling applicants will be prioritised in the order of:

- Siblings (criterion three) who live within the school's designated catchment area (criterion four)
- Siblings (criterion three) who do not live within the school's designated catchment area (criterion five)

All applicants within each criterion will be put into a distance order with priority being given to those that live nearest to the school, as stated in criterion five above.

Where it is identified that there are a limited number of places available and the academy cannot differentiate between the applications using the nearest school criterion (criterion five) a random allocation tie-breaker will be applied. This may be required for example, where applicants reside in the same block of flats or are children of a multiple birth living at the same address.

Rudheath Primary Academy

- 1) A 'Looked After Child' or a child who was previously looked after but ceased to be so because they were adopted (or became subject to a residence, or special guardianship order). A looked after child is a child who is (a) in the care of a local authority, or (b) being provided with accommodation by a local
- 2) Siblings – pupils with elder brothers or sisters, step-brothers or step-sisters, half-brothers or half-sisters, adopted brothers or adopted sisters living together as part of one household, already attending the preferred school (in years Reception through to Year 10 and year 12) and expected to continue at the school in the following school year. (i.e. at the time of admission)

- 3) Children resident within the designated catchment zone of the school. Children will be classed within this category if they and their parents/carers are resident within the area served by the school on the closing date for applications.
- 4) Pupils living nearest to the school measured using Ordnance Survey mapping in conjunction with Local Land and Property Gazetteer (LLPG) to identify each property and each school. A straight line measurement in miles is taken from the place of residence to the school to calculate the distance. Where a school cannot accommodate all pupils qualifying under one of the criteria stated.

St Bernard's Catholic Primary School – A Voluntary Academy

1. Looked After Children and previously Looked After Children but ceased to be so because they were adopted (or became subject to a residence order or special guardianship order)
2. Children who have a sibling at the school at the time of admission.
3. Baptised Catholic Children from the area of the former Parish of St Bernard's, now within the Parish of Our Lady, Star of the Sea & St Bernard of Clairvaux.
4. Baptised Catholic children from other parishes.
5. Non Catholic children whose parents wish them to have a Catholic education.

Notes

- (a) All applicants will be considered at the same time and after the closing date for admissions which is 15th January 2015
- (b) All Catholic Applicants may be required to produce baptismal certificates.
- (c) It is the duty of Governors to comply with class size limits at Key Stage One.
- (d) If category (3) is oversubscribed, children who satisfy (2) and (3) will have priority over children who satisfy only (3). Subsequently if in this or any other category there are more applications than places available, priority will be given on the basis of distance from home to school. Distance will be measured using Ordnance Survey mapping in conjunction with Local Land and Property Gazetteer (LLPG) to identify each property and each school. A straight line measurement in miles is taken from the place of residence to the school to calculate the distance, with those living nearer to the school having priority.

In the event of distances being the same for 2 or more applicants, where this distance would be the last place/s to be allocated, a random lottery will be carried out in a public place. All the names will be entered into a hat and the required number of names will be drawn out.

- (e) Where a child lives with parents with shared responsibility, each for part of the week, the child's 'permanent place of residence' will be determined as the address of the parent who normally has responsibility for most of the school week.
- (f) Sibling is defined as a brother or sister, half brother or sister, adopted brother or sister, step brother or sister, or the child of the parent/carer's partner where the child for whom the school place is sought is living in the same family unit at the same address as that sibling.
- (g) A waiting list for children who have not been offered a place will be kept and will be ranked according to the Admission criteria. Parents will be informed of their child's position on the waiting list which will not be operated for longer than the end of the October half term.
- (h) For 'In Year' applications received outside the normal admissions round, and if places are available then children qualifying under the published criteria will be admitted. If there are places available but more applicants than places then the published oversubscription criteria will be applied. 'In year' and late applications will be treated as per the admissions arrangements published by the Local Authority.
- (i) The Governing Body reserve the right to withdraw the offer of a school place where false evidence is received in relation to baptism, sibling connections or place of residence.
- (j) A Looked After Child is a child who is (a) in the care of a Local Authority, or (b) being provided with accommodation by a Local Authority in the exercise of their Social Services functions (under section 22(1) of the Children Act 1989). A previously Looked After Child is one who immediately moved on from that status after becoming subject to an adoption, residence or special guardianship order.
- (k) If an application for admission has been turned down by the Governing Body, parents can appeal to an Independent Appeals Panel. Parents must be allowed at least twenty school days from the date of notification that their application was unsuccessful to submit that appeal. Parents must give reasons for appealing in writing and the decision of the Appeals Panel is binding on the Governors

The Delamere C of E Primary Academy

1. A 'Looked after child' or a child who was previously looked after but ceased to be so because they were adopted (or became subject to a residence or special guardianship order). A looked after child is a child who is (a) in the care of a local authority, or (b) being provided with accommodation by a local authority in the exercise of their social services functions (see the definition in section 22(1) of the Children Act 1989).
2. Children for whom there are particular medical or social reasons that justify admission to the Academy. Supporting evidence from a registered professional, such as a medical practitioner, psychologist or social worker, may be provided which sets out the particular reasons why the Academy is the most suitable establishment and the difficulties that would be caused if the child had to attend another school. A panel of officers will consider the information presented and will determine whether the evidence is sufficiently compelling to apply this criterion to the application.
3. Siblings – pupils with elder brothers or sisters, stepbrothers or stepsisters, half-brothers or half-sisters, adopted brothers or adopted sisters living together as part of one household, already attending the preferred school.
4. Children resident within the designated catchment zone of the school. Children will be classed within this category if they and their parents/carers are resident within the area served by the school on the closing date for applications.
5. Pupils living nearest to the school. Distances are measured using Ordnance Survey mapping in conjunction with Local Land and Property Gazetteer (LLPG) to identify each property and each school. A straight line measurement in miles is taken from the place of residence to the preferred school to calculate the distance.

Where we cannot accommodate all pupils qualifying fewer than one of the criteria stated above, the next criteria will also be applied to determine priority for admission. For example, if a school cannot accommodate all siblings for whom an application has been received, all sibling applicants will be prioritised in the order of:

Siblings (criterion three) who live within the school's designated catchment area (criterion four)

Siblings (criterion three) who do not live within the school's designated catchment area (criterion five)

All applicants within each criterion will be put into a distance order with priority being given to those that live nearest to the school, as stated in criterion five above.

Where it is identified that there are a limited number of places available and the school cannot differentiate between the applications using the nearest school criterion (criterion five) a random allocation tiebreaker will be applied. This may be required for example, where applicants reside in the same block of flats or are children of a multiple birth living at the same address.

University Primary Academy Weaverham

- 1) A 'Looked After Child' or a child who was previously looked after but ceased to be so because they were adopted (or became subject to a residence, or special guardianship order). A looked after child is a child who is (a) in the care of a local authority, or (b) being provided with accommodation by a local
- 2) Children who have a valid medical or social reason for a specific placement. Details must be given on the preference form and this may be checked by a relevant officer. A letter in support from a senior health care or social care professional will be required as evidence when the preference form is submitted with a statement on why the Academy is the only educational placement appropriate for the child's needs.
- 3) Siblings – pupils with elder brothers or sisters, step-brothers or step-sisters, half-brothers or half-sisters, adopted brothers or adopted sisters living together as part of one household, already attending the preferred school (in years Reception through to Year 10 and year 12) and expected to continue at the school in the following school year. (i.e. at the time of admission)
- 4) Children resident within the designated catchment zone of the school. Children will be classed within this category if they and their parents/carers are resident within the area served by the school on the closing date for applications.
- 5) Pupils living nearest to the school measured using Ordnance Survey mapping in conjunction with Local Land and Property Gazetteer (LLPG) to identify each property and each school. A straight line measurement in miles is taken from the place of residence to the school to calculate the distance. Where a school cannot accommodate all pupils qualifying under one of the criteria stated.



FREE SCHOOL OVERSUBSCRIPTION CRITERIA

Please Note:

Full details of the policies can be viewed on the schools websites

Free Schools are all-ability state-funded schools set up in response to what local people say they want and need in order to improve education for children in their community.

As a part of their submission to the DfE to become a free school there was a requirement to identify the unique characteristics that the free school will offer to children. For information on what each free school can offer you child please contact the free school directly.

St Martin's Academy

Where more applications are received than there are places available, after the admission of pupils with a Statement of Special Educational Needs where the school is named in the Statement, priority for admission will be given to those children who meet the criteria set out below, in order:

1. 'Looked After Child' or a child who was previously looked after but ceased to be so because they were adopted (or became subject to a residence, or special guardianship order). A looked after child is a child who is (a) in the care of a local authority, or (b) being provided with accommodation by a local authority in the exercise of their social services functions (see the definition in section 22(1) of the Children Act 1989).
2. Children for whom there are particular medical or social reasons that justify admission to the Academy. Supporting evidence from a registered professional, such as a medical practitioner, psychologist or social worker, may be provided which sets out the particular reasons why the Academy is the most suitable establishment and the difficulties that would be caused if the child had to attend another school. A panel of officers will consider the information presented and will determine whether the evidence is sufficiently compelling to apply this criterion to the application.
3. Siblings – pupils with elder brothers or sisters, stepbrothers or stepsisters, half-brothers or half-sisters, adopted brothers or adopted sisters living together as part of one household, already attending the preferred school.
4. Distance and Random

Up to 13 places will be allocated based upon straight line distance measured using Ordnance Survey mapping in conjunction with Local Land and Property Gazetteer (LLPG) to identify each property and each school. A straight line measurement in miles is taken from the place of residence to the school to calculate the distance. In the event that the Academy Trust is unable to distinguish between applicants using this criterion (e.g. children in the same block of flats) then the place or places will be allocated by lottery drawn by an independent adjudicator.

The remaining places will be allocated by lottery drawn by an independent adjudicator regardless of the distance between the applicant's home and the school site.



A child's permanent address is their place of normal residence during term time. Where parents or carers live at separate addresses and or multiple residences exist for the child, the address of the child or parents or carers for these purposes is that registered with their GP. St. Martin's Academy Chester will consider the child's address to be where they are living at the closing date for applications and proof of residence can be requested at any time during the admissions process.

University Cathedral Free School

Over-subscription criteria for C of E faith places

C of E faith place refers to applications for pupils whose parent/s or carer/s are regular worshippers at any Anglican church. In the event that there are more applicants than places, the following criteria, which are listed in order of priority, will be used to allocate places:

1) C of E Faith places (up to 15 places)

C of E faith place refers to applications for pupils whose parent/s or carer/s are regular worshippers at any Anglican church. In the event that there are more applicants than places, the following criteria, which are listed in order of priority, will be used to allocate places:

- i. Looked after children and children who were looked after but ceased to be so because they were adopted (or became subject to a residence order or special guardianship);
- ii. Children with special medical or social circumstances affecting the child where these needs can only be met at this school;
- iv. A sibling is enrolled at the school;
- v. The nearness of the home to the school measured using Ordnance Survey mapping in conjunction with Local Land and Property Gazetteer (LLPG) to identify each property and each school. A straight line measurement in miles is taken from the place of residence to the school to calculate the distance. In the event of a tie break, a random paper draw will be undertaken by an independent body.

Over-subscription criteria for open places

2) Open places

In the event that there are more applicants than places, the following criteria, which are listed in order of priority, will be used to allocate places:

- I. Looked after children and children who were looked after but ceased to be so because they were adopted (or became subject to a residence order or special guardianship);
- II. Children with special medical or social circumstances affecting the child where these needs can only be met at this school;
- III. A sibling is enrolled at the school;
- IV. The nearness of the home to the school measured using Ordnance Survey mapping in conjunction with Local Land and Property Gazetteer (LLPG) to identify each property and each school. A straight line measurement in miles is taken from the place of residence to the school to calculate the distance. In the event of a tie break, a random paper draw will be undertaken by an independent body

Notes

- a) A looked after child is a child who is a) in the care of the Local Authority, or b) being provided with accommodation by a Local Authority in the exercise of their social services functions (under section 22(1) of the Children Act 1989) A previously looked after child is one who immediately moved on from that status after becoming subject to an adoption, residence or special guardianship order.
- b) Professional supporting evidence from for example, doctor, psychologist, and social worker is essential if admission is to be made under the criterion for special medical or social circumstances, and such evidence must set out the particular reasons why UCFS is the most suitable school and the difficulties which would be caused if the child had to attend another school. This should be attached to the application form.
- c) By "regular" we mean attendance at a minimum of two services per month for at least six months prior to the closing date for applications. The Supplemental Information Form must be signed by your incumbent or minister or other church officer and is required as proof of attendance.
- d) A parent is any person who has parental responsibility or care of the child. Where admission arrangements refer to „parent.s attendance at church., it is sufficient for just one parent to attend.
- e) Sibling refers to brother or sister, half brother or sister, adopted or foster brother or sister, step brother/sister, or the child of the parent/carer.s partner and, in every case, the child should be living in the same family unit at the same address.

SECTION 4: USEFUL CONTACTS



Church Schools

General information about Church schools can be obtained from the appropriate Church of England or Catholic Diocesan Education Authorities. Addresses and telephone numbers are set out below.

Catholic Church

Reverend D Roberts, Director of Education,
Diocese of Shrewsbury Schools Commission,
2 Park Road South, Prenton CH43 4UX

Tel: 0151 652 9855

Fax: 0151 653 5172

Email: robertdm@talk21.com

Church of England

Mrs S Noakes, Assistant Director of Education
Chester Diocesan Board of Education,
Church House, 5500 Daresbury Park
Daresbury, Cheshire, WA4 4GE

Email: sue.noakes@chester.anglican.org

Visit: www.chester.anglican.org/schools

Neighbouring Local Authorities

Cheshire East Authority

School Admissions
Floor 7, C/O Municipal Buildings,
Earle Street, Crewe, CW1 2BJ

Tel: 0300 123 5012

Fax: 01270 686491

Email: admissions@cheshireeast.gov.uk

Halton Local Authority

Rutland House,
Halton Lea, Runcorn, WA7 2GW

Tel: 0151 511 7271 / 0151 5117338

Email: schooladmissions@halton.gov.uk

Liverpool City Council

Municipal Buildings
Liverpool, L2 2DH

Tel: 0151 233 3006

Fax: 0151 225 6630

Email: admissions@liverpool.gov.uk

Shropshire Local Authority

Admissions Team,
Learning and Skills,
The Shirehall, Abbey Foregate,
Shrewsbury SY2 6ND

Tel: 0345 6789008

Fax: 01743 254500

Email: school-admissions@shropshire.gov.uk

Warrington Local Authority

Families and Wellbeing Directorate,
New Town House, Buttermarket Street,
Warrington WA1 2NJ

Tel: 01925 443322

Email: schooladmissions@warrington.gov.uk

Wirral Local Authority

Children and Young Peoples Department,
Hamilton Building, Conway Street,
Birkenhead, Wirral CH41 4FD

Tel: 0151 606 2020

Fax: 0151 666 4450

Email: hotdesk@wirral.gov.uk



Welsh Authorities

Should you wish to apply for a Welsh school you **cannot** state this preference on your Cheshire West and Chester application form you **must** contact the relevant authority for information.

Flintshire Local Authority

Admissions Team, Directorate of Lifelong Learning,
County Hall, Mold, Flintshire CH7 6ND

Tel: 01352 704068

Fax: 01352 754202

Email: christine_roberts@flintshire.gov.uk

Wrexham Local Authority

School Admissions
Children & Young People Service
Wrexham Borough County Council
3rd Floor Lambpit Street, Wrexham LL11 1AR

Tel: 01978 298991

Email: admissions@wrexham.gov.uk

Other Contacts

Department for Education
(formally known as DCSF)

Visit: www.education.gov.uk

**Office for Standards
in Education (OFSTED)**

Visit: www.ofsted.gov.uk



Cheshire West and Chester Authority Contacts

Education Welfare Service

Northwich, Winsford and rural areas

Tel: 01606 275759

Chester, Ellesmere Port and Neston

Tel: 0151 337 6809

Information Advice and Support Service

The Information Advice and Support Service can offer independent advice and support on matters relating to special educational needs and disability whether or not the child or young person has a statement of educational needs or an education health care plan.

The service can provide information on child care options, including child minders, day nurseries, pre-schools and out of school clubs, child care related benefits and information relating to family matters.

Information Advice and Support Service

Ground Floor, 4 Civic Way, Ellesmere Port,
Cheshire, CH65 0BE

Tel: 0800 0852863

E-mail: ias.service@cheshirewestandchester.gov.uk

Local Offer

It's where you will find information and services in one place, including information on Education, Health, Social Care, Childcare, Activities and many more...

For more information please contact the Information Advice and Support Service.

Free School Meals Service

Tel: 0300 123 7021

Visit: www.cheshirewestandchester.gov.uk/schoolmeals

Special Educational Needs Team

Tel: 0300 123 8123

Email: senteam@cheshirewestandchester.gov.uk

Transport Enquires

Tel: 0300 123 7039

Visit: www.cheshirewestandchester.gov.uk/schooltransport





Did you find this guide helpful?

Please answer the questions below, cut out this page and return it to the address at the foot of this page.

Please circle as appropriate. Did you find the guide:

← Poor

Very Good →

• clearly written?	1	2	3	4	5
• easy to understand?	1	2	3	4	5
• included the information you wanted?	1	2	3	4	5
• well laid out, so that you could find the sections you wanted?	1	2	3	4	5
• helped you to understand the admission process in Cheshire West and Chester?	1	2	3	4	5
• Overall, how helpful did you find the guide	1	2	3	4	5

Is there anything not covered in the guide which you think should be included in future?

Do you have any other suggestions for improving it?

**Are you responding as a parent/governor/
Cheshire West and Chester employee/other?
Please specify.**

Thank you for your help.

Please return to:

**The School Admissions Team,
Wyvern House,
The Drummer,
Winsford,
Cheshire CW7 1AH**







© Crown copyright and database rights 2012. Ordnance Survey 100049046.