

Art KS2 Knowledge Organiser - Year 3

Developing Drawing Skills

What I should already know

- I know how to use a range of materials to explore techniques.
- I know how to explore texture.
- I know how to develop shading skills.
- I know how to do observational drawings.
- I know how to use tone and texture in an observational drawing.

What I will learn (Sticky knowledge)


- I can recognize how artists use shape in drawings.
- I can develop shading skills and use them to blend tones.
- I can use careful observation to add detail to drawings.
- I can use line, shape and tone in an imaginative drawing.
- I can explore digital media techniques to develop drawings.

What I will learn next

- I will learn to use tone for 3D drawings.
- I will combine line and mark making to show texture and tone.
- I will understand proportion and how its used in artwork.
- I will learn about effective composition.
- I will learn to apply texture, tone and proportion.

The four rules of shading:

1. Use the side of the pencil.
2. Work in one direction.
3. Press evenly.
4. Leave no gaps.



Create smooth, even tones


Smooth changes between light and dark, achieved by gradual change of pressure when shading.



digital art: Art made using electronic devices and computers.



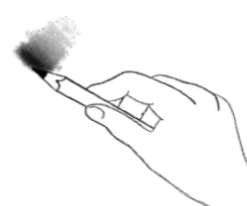
sketching: Creating a simple, quickly-made drawing without many details.



Holding a pencil to shade



detail grip
(writing grip)



shading grip

Key Vocabulary

Blend	To merge tones, textures or colours.
Digital art	Art made using software, computers or other electronic devices.
Even tones	Lightness or darkness of a colour used evenly.
Geometric	Art that uses geometric shapes like triangles, circles and squares.
Grip	The correct way to hold a pencil.
Illustrator	An artist who creates images for books/magazines.
Inspiration	When an artist gets a strong desire to create something.
Mark making	Creating different scribbles, patterns and lines using different tools like crayons, sticks or even hands.
Observation	Drawing what you can see.
Organic	Something that was made by nature.
Shading	Adding darkness or depth to a picture.
Tone	To describe light and dark.